

# A SNAPSHOT OF FEDERAL FUNDING TO WISCONSIN

Shawn Boyne & Joel Rogers

Prepared for presentation at Wisconsin Economic Summit 3, Milwaukee WI, October 14-16, 2002.  
Draft version 2.1. Do not cite or quote without permission.

Shawn Boyne is a Senior Research Associate at the Center on Wisconsin Strategy (COWS), University of Wisconsin-Madison. Joel Rogers is professor of law, political science, and sociology at UW-Madison, and director of COWS.

## **The Center on Wisconsin Strategy**

---

University of Wisconsin-Madison  
1180 Observatory Drive, Room 7122  
Madison, WI 53706

TEL: 608.263.3889

FAX: 608.262.9046

E-MAIL: [cows-info@cows.org](mailto:cows-info@cows.org)

WEBSITE: [www.cows.org](http://www.cows.org)

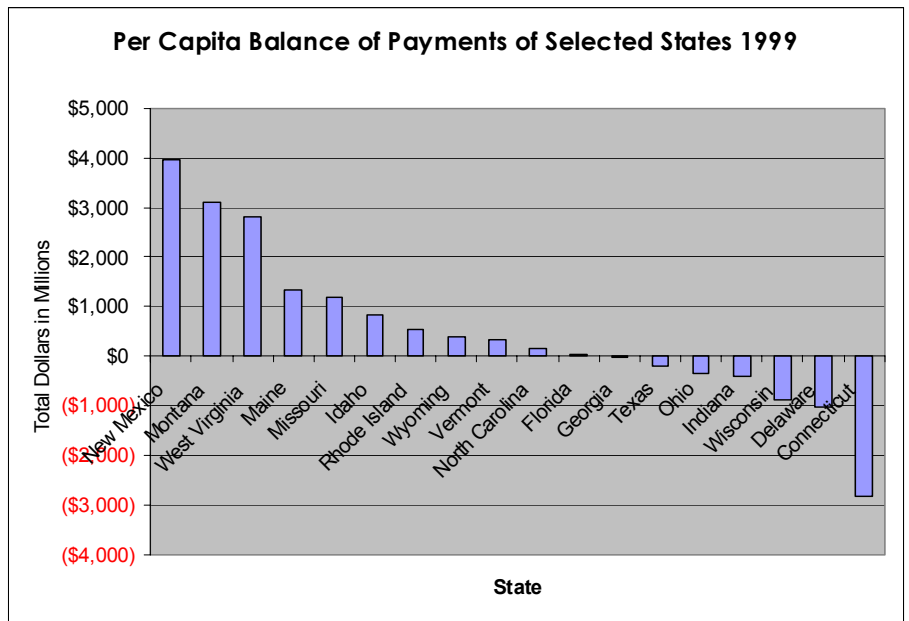
# Summary

Wisconsin's fiscal crisis has sparked a fierce debate about state tax and spending levels as well as the state's lack of a comprehensive economic development strategy. Unfortunately most state policymakers have ignored the fact that, in addition to the imbalance that exists within the state between revenues and spending, there is a wide disparity in the financial flows between Wisconsin and the federal government. The sum of federal tax payments that Wisconsinites send to the nation's capital outpaces federal domestic spending within the state by a wide margin.

What this means for Wisconsin is that, on average, each Wisconsin citizen pays over \$880 more in federal taxes than they receive in benefits from federal spending.<sup>1</sup> As Wisconsinites struggle to maintain our standard of living in a competitive global economy, the federal government is applying a brake to Wisconsin's economic engine.

In 1999, Wisconsin ranked 40<sup>th</sup> among states in per capita balance of payments, as the flow of funds between Wisconsin and the federal government was a negative one.<sup>2</sup> The states with the largest per capita balance of payments deficits are primarily concentrated in the Midwest and northeast. Like Wisconsin, Minnesota, Illinois, and Michigan all possess per capita deficits that exceed \$500.<sup>3</sup> In the Northeast, New York, New Hampshire, Massachusetts, Connecticut, New Jersey, Delaware, and Maryland all contribute more per capita in taxes than they receive in federal expenditures. States such as New Mexico, Montana, and Virginia head the list of states whose receipt of federal funds far exceeds the federal tax contributions made by the state.

Looking only at the spending side of the federal balance of payments ledger, Wisconsin ranks 46<sup>th</sup> among states in per capita federal spending.<sup>4</sup> In devising strategies to boost federal spending in a state, policymakers are constrained by the fact that Social Security, Medicare, and means-tested assistance account over 52% of federal spending.<sup>5</sup> While states may increase benefit levels for means-tested assistance programs and maximize federal reimbursement for Medicaid, those strategies increase a state government's own expenditures.<sup>6</sup> Thus, states that seek to productively use federal funds to spur economic activity must concentrate their efforts on attracting grants for economic development, transportation, education, public safety, as well as contracts for defense and other federal procurement programs.<sup>7</sup> In addition, increasing the number of federal jobs in a state as well as the salaries for those positions, positively impacts a state's federal balance of payments.



<sup>1</sup> "The Federal Budget and the States: Fiscal Year 1999," Taubman Center for State and Local Government, Kennedy School of Government, Harvard University and the Office of Senator Daniel Patrick Moynihan, United States Senate (December 15, 2000) at 4.  
<sup>2</sup> See "The Federal Budget and the States: Fiscal Year 1999," Taubman Center for State and Local Government, Kennedy School of Government, Harvard University (2000) at 1. Available at: <http://www.ksg.harvard.edu/fisc99>. [hereinafter Taubman Report]. See Appendix C for complete data.  
<sup>3</sup> See Taubman report at 24.  
<sup>4</sup> Id. at 107.  
<sup>5</sup> Id. at 28. Assistance programs include a variety of means-tested programs including Medicaid, AFDC, Food Stamps, Housing Assistance, and Unemployment Insurance. The category of defense expenditures includes veterans benefits.  
<sup>6</sup> See Taubman Report at 27.  
<sup>7</sup> Id.

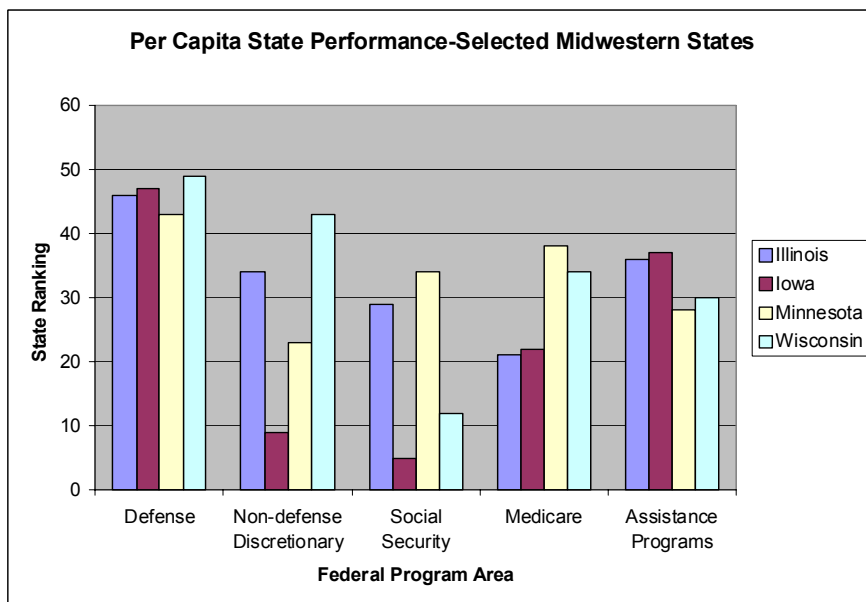
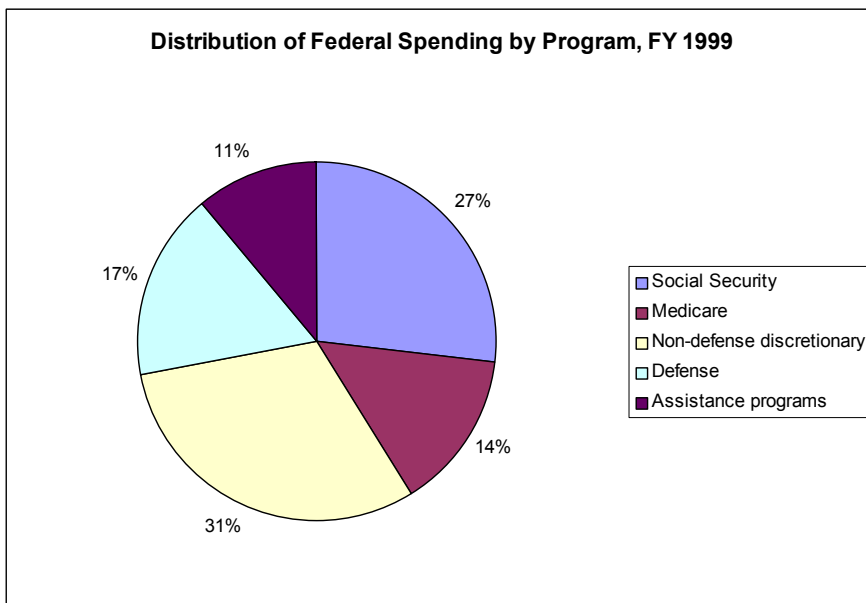
Wisconsin's national per capita ranking among the five program components of federal spending indicates that the state's performance is lagging in the areas most critical to economic development, namely defense spending and non-defense discretionary spending. Wisconsin ranks 49<sup>th</sup> and 43<sup>rd</sup> respectively in those areas on a per capita basis.<sup>8</sup> With respect to the Social Security, Medicare, and assistance program areas, Wisconsin ranks 12<sup>th</sup>, 34<sup>th</sup>, and 30<sup>th</sup> on a per capita basis.<sup>9</sup> Wisconsin's performance in comparison to several other mid western states is detailed below.

Policymakers must address Wisconsin's federal balance of payments deficit if they hope to engineer a long-term solution to the state's current structural deficit that will not compromise economic development in the state. In particular, Wisconsin must critically review the state's current policies for attracting grants for economic development, transportation, education, public safety, as well as contracts for defense and other federal procurement programs. In addition, because science and technology play an instrumental role in the research and development of new technologies, expanding both public and private research capacity is integral component of state economic development strategies. This report will now examine a variety of measurements that capture how Wisconsin is performing in securing federal funding in several areas that are critical to the state's economic performance.

## SBIR/STTR AWARDS

### SBIR Awards

A key indicator of the health of innovation within states is the number of Small Business Innovation Research (SBIR) Awards that businesses within a state receive as well as their total value.<sup>10</sup> The SBIR program, which is administered by the Small Business Administration is considered to be the largest "seed capital fund for the development of new products and processes."<sup>11</sup> Through the program entrepreneurs compete for "Phase I" or proof-of-concept research funding as well as "Phase II" funding for prototype development. Businesses that receive SBIR Phase II funding possess an advantage vis-à-vis their competitors in attracting both strategic partners as well as outside capital investment.<sup>12</sup>



<sup>8</sup> Id. at 114.

<sup>9</sup> Id.

<sup>10</sup> See, e.g. "Index of the Massachusetts Innovation Economy: 2001," Massachusetts Technology Collaborative. Available at <http://www.masstech.org/2001index>. Last accessed on 7/24/02 [hereinafter Innovation Index].

<sup>11</sup> Id. at 38.

<sup>12</sup> Id.

In 2000, Wisconsin received a total of 44 SBIR awards, totaling \$10,450,067.<sup>13</sup> In terms of total awards this was a 13.7% decrease from 1999, when Wisconsin received 51 awards. During the past four years, Wisconsin's SBIR performance has been relatively flat.<sup>14</sup>

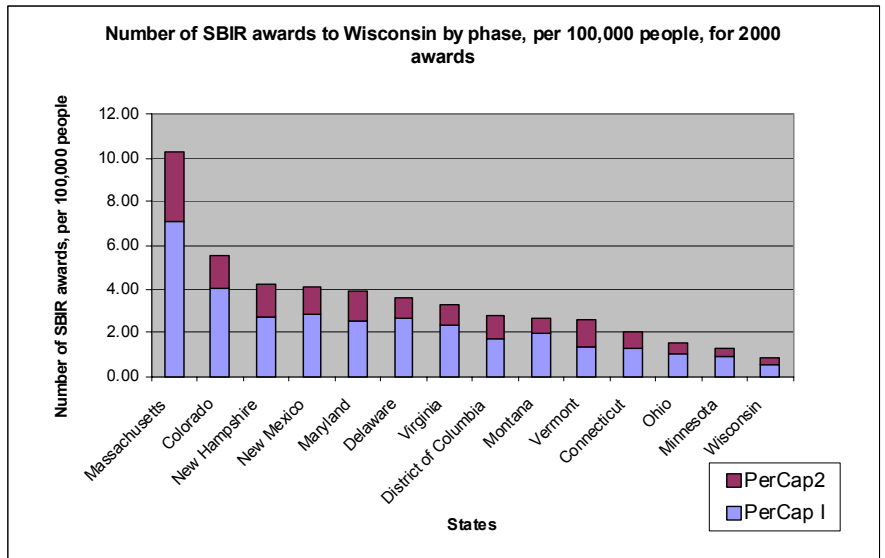
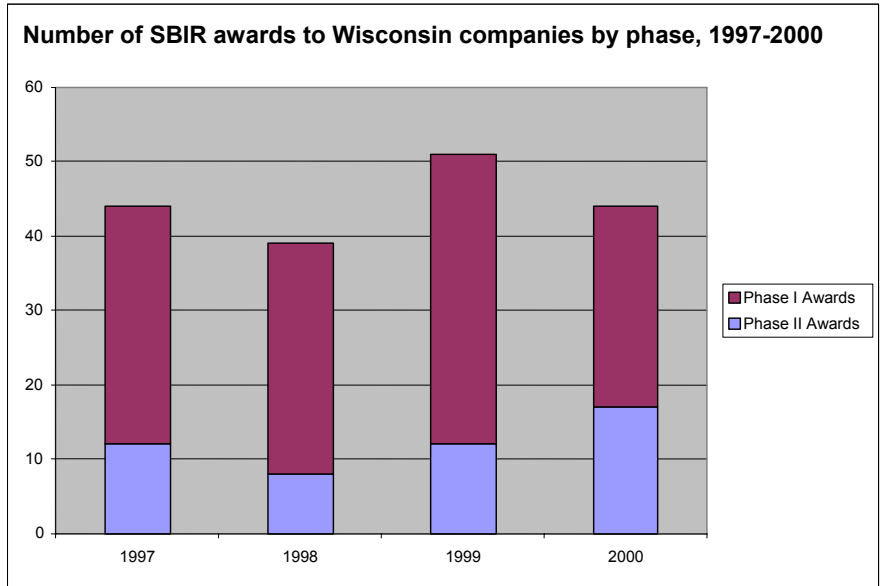
In 2000, Wisconsin ranked 29<sup>th</sup> in terms of the total number of SBIR awards received per 100,000 state residents, finishing behind states such as North Dakota, Maine, Alabama, and Montana.<sup>15</sup> While Wisconsin received 44 SBIR awards in 2000 Maryland, which as a population similar to Wisconsin's, received 206 awards.

In terms of a comparison based on the total value dollar of awards, although Wisconsin ranks 24<sup>th</sup> among states, the dollar value discrepancy between several similarly sized states and Wisconsin is daunting. While Wisconsin's 2000 awards totaled \$10,450,067 in 2000, Colorado, which has one million fewer residents than Wisconsin, received \$53,653,030 in awards.<sup>16</sup>

A sampling of those dollar comparisons is listed to the right.

States that receive the highest number of SBIR awards tend to top comparative ratings of economic

performance and innovation. For example, the Index of the Massachusetts Innovation Economy that is premised on the thesis that innovation is critical to a state's economic growth, identifies California, Colorado, Connecticut, Minnesota, New Jersey, and Massachusetts as leading technology states.<sup>17</sup> Seven of the top ten New Economy Index states rank in the top 15 of SBIR Awards per 100,000 people.<sup>18</sup>



State Name	Total Value of Awards
California	\$215,167,486
Massachusetts	\$163,847,312
Virginia	\$59,813,287
Maryland	\$56,625,444
Colorado	\$53,653,030
Ohio	\$42,460,909
Connecticut	\$18,406,387
Wisconsin	\$10,450,067 <sup>1</sup>

<sup>13</sup> SBA Website at <http://www.sba.gov/sbir/indexsbir-sttr-sbir2000staterank.html>.

<sup>14</sup> See Appendix A for complete data.

<sup>15</sup> Data compiled from SBA Website at <http://www.sba.gov/sbir/indexsbir-sttr-sbir2000staterank.html> and Census 2000: Ranking Tables for States.

<sup>16</sup> Id.

<sup>17</sup> See Innovation Index at 7.

<sup>18</sup> "The New Economy Index" is available at: [http://neweconomyindex.org/states/2002/overall\\_rank.html](http://neweconomyindex.org/states/2002/overall_rank.html).

## STTR Awards

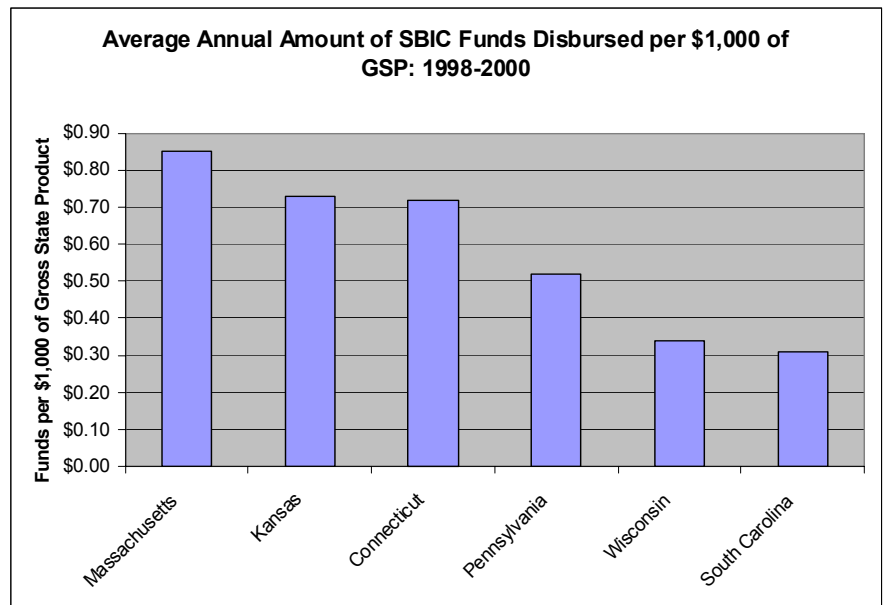
The STTR Award program, which began in 1992, provides funding to American for-profit firms with fewer than 500 employees. The program is designed to encourage technological innovation within small businesses.<sup>19</sup> A critical difference between SBIR Awards and STTR Awards is that STTR recipients must forge partnerships with selected federal and non-profit research institutions.<sup>20</sup> The STTR program mandates that the Department of Defense, Department of Health and Human Services, NASA, and the National Science Foundation allocate a portion of their R & D budgets to award to forging these partnerships.<sup>21</sup> This program plays a critical role in forming technical relationships between small businesses and research institutions as well as provides small businesses with financial resources to invest in new technology. Like the SBIR awards, STTR awards are allocated on two different bases. The federal government allocates Phase I award of up to \$100,000 to cover approximately one year's exploration of the scientific, technical, and commercial feasibility of an idea or technology.<sup>22</sup> Phase II awards, which are designed to build upon Phase I results, range up to \$500,000.<sup>23</sup>

On an average annual basis, Wisconsin receives 4 STTR Awards per year per 10,000 businesses. When the average annual number of Wisconsin's awards are compared to other states, Wisconsin ranks 24<sup>th</sup>.<sup>24</sup> With the exception of Ohio (11<sup>th</sup>), Wisconsin outperforms many of the neighboring states including: Illinois (35<sup>th</sup>), Indiana (38<sup>th</sup>), Michigan (25<sup>th</sup>), Minnesota (37<sup>th</sup>), and Iowa (31<sup>st</sup>).<sup>25</sup> When the rankings are computed on the basis of average annual dollars per \$1,000 per gross state product, Wisconsin fares only slightly better, ranking 23<sup>rd</sup>.<sup>26</sup>

## SBIC Awards

The third key federal program that is designed to stimulate small business growth is the Small Business Investment Company (SBIC program). Under this program the Small Business Administration licenses businesses to leverage capital borrowed at favorable rates from the SBA to manufacturing and service companies. SBICs direct the bulk of their lending to companies with new products or

New Economy Index Rank	State	SBIR Per Capita Ranking
1	Massachusetts	1
2	Washington	19
3	California	12
4	Colorado	3
5	Maryland	6
6	New Jersey	21
7	Connecticut	14
8	Virginia	8
9	Delaware	7
10	New York	28
40	Wisconsin	30



Source: *State Science & Technology Indicators: Second Edition*

<sup>19</sup> "The Dynamics of Technology-based Economic Development: State Science and Technology Indicators," TECHNOLOGY ADMINISTRATION, OFFICE OF TECHNOLOGY POLICY (Second Edition) October 2001 at 2-16 at <http://www.ta.doc.gov/reports/TechPolicy/StatesIndicators2.pdf>. [hereinafter Dynamics].

<sup>20</sup> Id.

<sup>21</sup> Id. at 2-18.

<sup>22</sup> Id. at 2-18.

<sup>23</sup> Id. at 2-18.

<sup>24</sup> Id. at 2-17.

<sup>25</sup> Id. at 2-17.

<sup>26</sup> Id. at 2-19.

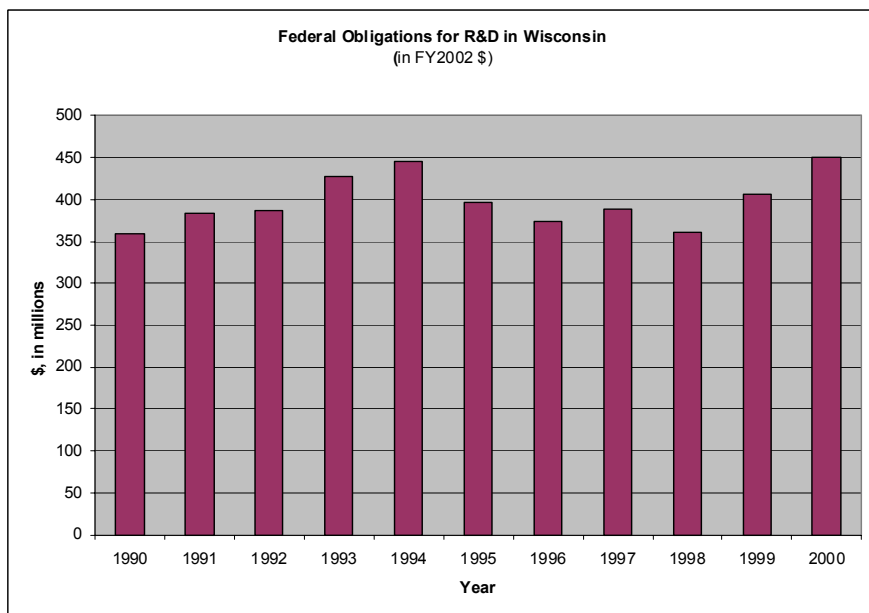
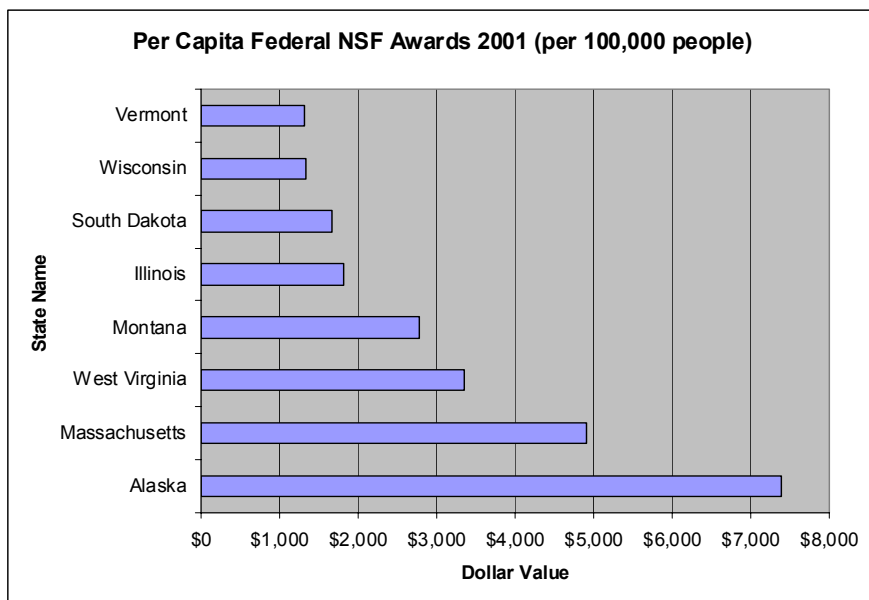
services.<sup>27</sup> These investments may come in the form of seed financing, start-up capital, early stage capital, expansion financing, later state financing, or acquisition financing.<sup>28</sup> For the period between 1998 and 2000, Wisconsin ranked 24th nationally when average number of SBIC awards are calculated per \$1,000 of gross state product.<sup>29</sup>

## NATIONAL SCIENCE FOUNDATION FUNDING TO STATES

The National Science Foundation funds research and education in science and engineering through grants, contracts, and agreements to colleges, universities, and other research centers throughout the U.S.<sup>30</sup> Each year the NSF Foundation makes approximately 9,000 awards from 30,000 new or renewal support proposals.<sup>31</sup> Federal research plays a pivotal role in funding academic institutions and R & D conducted by academic institutions often stimulates private sector R & D investments.<sup>32</sup> Thus, a state's per capita R & D funding is as an indication of the degree of collaboration between the federal government and a states research universities and academic centers.<sup>33</sup>

In 2001, on a per capita basis, Wisconsin ranked 23rd among the 50 states and the District of Columbia in terms of total dollar value per capita of NSF funding, lagging behind states such as Alaska, West Virginia, Montana, and South Dakota.<sup>34</sup>

From a comparative perspective, Wisconsin has not fared much better within the three major subcategories of NSF funding. Those subcategories include: research support, education and human resources, and major research equipment. In terms of research support funding, on a per capital basis, Wisconsin ranked 22<sup>nd</sup> behind such states as Delaware, Hawaii, Utah, and Montana.<sup>35</sup> In terms of Education and Human Resources funding, Wisconsin ranked 26<sup>th</sup> on a per capita basis in 2001. Finally, in 2001, only 13 states received NSF funding for major research equipment.<sup>36</sup> Wisconsin was not among them. [Since NSF funding often plays a critical role in spurring private sector R&D



Source: "Federal R & D by State, FY 1970-2000," American Association for the Advancement of Science at <http://www.aaas.org/spp/rd/stateg100.pdf>.

<sup>27</sup> Id. at 2-40.

<sup>28</sup> Id. at 2-40.

<sup>29</sup> Id. at 2-40.

<sup>30</sup> National Science Foundation website at <http://www.nsf.gov/home/programs>.

<sup>31</sup> Id.

<sup>32</sup> See Innovation Index at 52.

<sup>33</sup> See Innovation Index at 52.

<sup>34</sup> Ranking computed from data on the NSF website as well as the U.S. Census data.

<sup>35</sup> Ranking computed from the NSF website and U.S. Census data.

<sup>36</sup> Id.



investment, the state's research universities and academic centers must play a key role in jumpstarting Wisconsin's economic development by attracting more federal government funding].

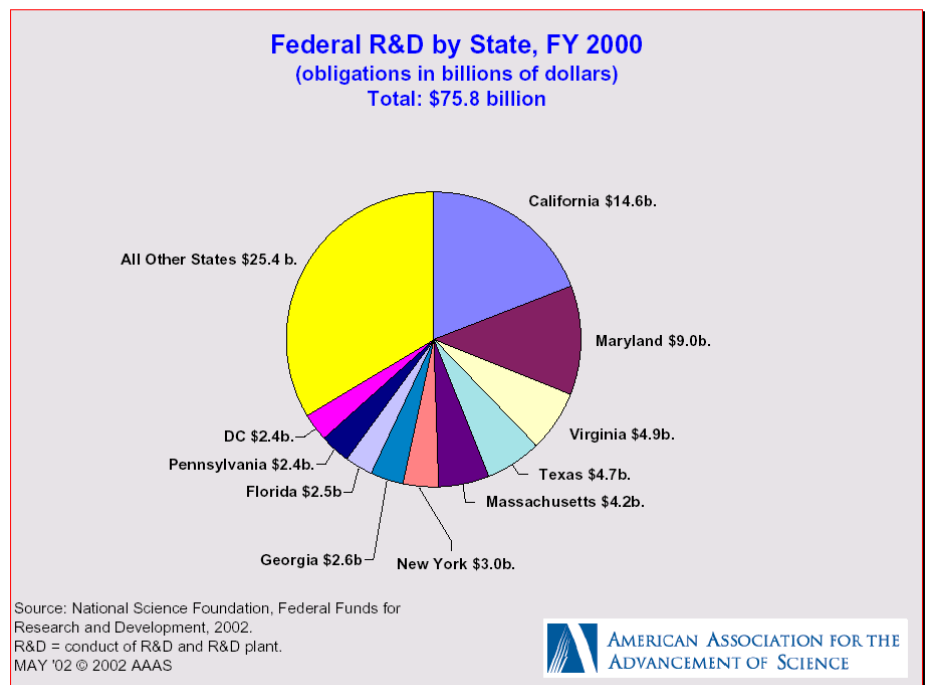
## THE UNIVERSITY OF WISCONSIN AND WISCONSIN'S KNOWLEDGE

### ECONOMY

While on a macroeconomic level, the simple infusion of money that federal programs bring to states can improve a state's economic health, indices such as the calculation of per capita NSF awards postulate that a state's receipt of certain federal funds, in this case academic research funding, has a synergistic effect on economic development because it may spur private R&D spending and boost innovation. The use of NSF funding as an indication of a state's economic health must be considered as a blunt instrument especially in light of the fact that university research's economic impact accrues over several years and its benefit often spreads beyond state boundaries.<sup>37</sup>

Regardless of the amount of federal research dollars that a state receives, programs such as university-industry research partnerships and industry education and training programs may impact economic development more directly than the mere receipt of federal funding. The top recipients of Federal R & D are detailed below:

A recent study issued by the Southern Growth Policies Board cited the University of Wisconsin as one of the nation's top twelve universities in spurring regional economic development.<sup>38</sup> The report highlights the active role played by the University's Office of University-Industry Relations, its successful technology transfer program, as well as the number of spin-off or start-up companies with links to the University. The key research role played by the University of Wisconsin is underscored by the magnitude of the university's R & D expenditures per \$1000 of gross state product. When one analyzes the expenditures for University-performed R & D research on this basis, in 1999, the state ranked 16<sup>th</sup>.<sup>39</sup>



<sup>37</sup> See Dynamics at 2-8.

<sup>38</sup> See Tornatzky, Waugaman, and Gray, "Innovation U.: New University Roles in a Knowledge Economy," Southern Growth Policies Board, (2002) at: <http://www.southern.org/pubs/stc/innovationU/default.asp>.

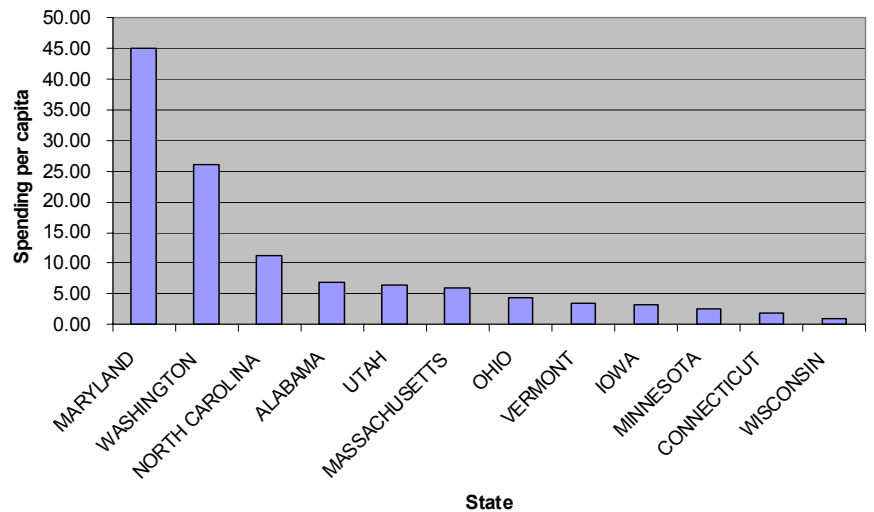
<sup>39</sup> See Dynamics at 2-9.

## HEALTH RELATED R&D IN WISCONSIN

The National Institutes of Health (NIH) is the major source of funding for health-related research in the U.S. As the largest source of federal funding for non-defense research, NIH funding plays a major role in driving the biotechnology and health services industries.<sup>40</sup> In 2001, Wisconsin's universities, hospitals, and nonprofit research institutions ranked 27th in per capita federally funded R & D expenditures behind states such as Alabama, Vermont, and Utah.<sup>41</sup>

In terms of the absolute dollar value of NIH Awards, Wisconsin institutions received \$282,226,921 in fiscal year 2001, placing it sixteenth among the fifty states and the District of Columbia. Madison, Wisconsin ranks 24<sup>th</sup> in NIH funding among the nation's cities as Madison institutions received \$197,000,982 in NIH awards in 2001.<sup>42</sup> The University of Wisconsin Medical School ranked 31<sup>st</sup> among medical schools in terms of total NIH funding in 2000 as the school received \$88,711,813 in funding.<sup>43</sup>

Federal NIH R&D Funding of Selected States 2001 Per Capita



State Name	Amount
California	\$2,499,635,446
Massachusetts	\$1,713,782,839
New York	\$1,583,252,670
Pennsylvania	\$1,105,982,692
Maryland	\$973,376,959
Texas	\$891,795,193
North Carolina	\$689,081,779
Washington	\$618,528,151
Illinois	\$515,664,688
Ohio	\$504,878,350
Michigan	\$449,839,012
Missouri	\$408,391,140
Connecticut	\$344,711,643
Minnesota	\$325,351,853
Wisconsin	\$282,226,921

<sup>40</sup> See Innovation Index at 52.

<sup>41</sup> Figures computed from 2000 Census Data as well as NIH Award data available at: <http://grants1.nih.gov/grants/award/trends/states01.htm>.

<sup>42</sup> NIH data available at: <http://grants1.nih.gov/grants/award/trends/citytop100fy01.htm>.

<sup>43</sup> <http://silk.nih.gov/public/cbz2zoz.@www.med.total.fy2000.dsnc>



## FEDERAL PROCUREMENT

The ability of Wisconsin businesses to secure federal contracts is critical to retaining and expanding job opportunities within the state. Despite this fact, Wisconsin's federal and state policymakers have failed to develop a comprehensive strategy to compete in this market. At present, the federal buying community spends less than 1% of federal procurement dollars purchasing goods and services from Wisconsin businesses.<sup>44</sup> Compared to other states, in FY2001, Wisconsin ranked 42<sup>nd</sup> per capita in the receipt of federal procurement dollars.<sup>45</sup> While Wisconsin's federal procurement dollars increased by \$350 million from FY2000 to FY2001, fifty-percent of that increase resulted from increased contracts to Oshkosh Trucking, the state's largest federal contractor.<sup>46</sup>

Two separate organizations in the state exist to educate and provide resources to businesses seeking federal procurement dollars. Both Milwaukee's Wisconsin Institute and the Business Procurement Assistance Center at the Madison Area Technical College offer training and networking opportunities for state businesses. This duplication has undercut the state's ability to develop a comprehensive strategy to secure federal procurement dollars. In addition, the state has failed to take advantage of federal funding available to programs that cooperate and consolidate programming. The state is ineligible for an additional \$300,000 in federal funding for business procurement assistance, because the state lacks a single statewide assistance center.<sup>47</sup>

## BUILDING AN AGENDA TO INCREASE FEDERAL FUNDING

What are some of the steps that Wisconsin could take to use federal funding to spur the state's economic development effort? Most importantly, Wisconsin policymakers must realize that if Wisconsin fails to develop a strategy to increase federal funding, the state risks falling behind other states even in areas like research in which it enjoys an advantage. Many other states have adopted, or are in the process of adopting, strategies to increase their competitiveness.

The state of Washington, which ranked 8<sup>th</sup> in 1998 in R&D intensity (ratio of total R & D expenditures to gross state product), intends to break into the top five in that category by 2005. In addition, the National Science Foundation is currently funding a program to enable states that have historically received lower amounts of federal R & D funding, such as Alabama, Kansas, and Vermont, to compete more effectively in the competitive research funding process.<sup>48</sup> Under this program the NSF improves states' ability to compete for NSF funding by providing 36-month grants of up to \$9 million to support infrastructure improvements in science and technology areas as well as to encourage collaboration with national centers of R & D activity. Given that federal research funding as a share of national wealth is flat and unlikely to increase, steps taken by other states to improve their competitive performance threaten to reduce Wisconsin's ability to secure federal research dollars.<sup>49</sup>

Before developing an agenda to increase federal funding, Wisconsin must first develop an overall coordinated economic development plan. Wisconsin currently has over 100 different economic development programs that are not organized to achieve any clear performance goals. The lack of coordination between Wisconsin's economic development efforts hinders the state's ability to compete with other states as well as in the global marketplace.

Within the state, different programs have commenced efforts to improve inter-agency coordination. For example, the University of Wisconsin-Extension Wisconsin Small Business Development Center has developed and is in the process of implementing a collaborative proposal with the Department of Commerce, the University of Wisconsin-Madison, Office of University Industry Relations, the Wisconsin Small Business Innovation Consortium, and the Wisconsin

<sup>44</sup> "The Communicator," Business Procurement Assistance Center, MADISON AREA TECHNICAL COLLEGE, Vol. III: 01-02 year at 1 quoting Gov. Scott McCallum.

<sup>45</sup> "Wisconsin WINS," WISCONSIN INSTITUTE (August 2002) at 1.

<sup>46</sup> *Id.*

<sup>47</sup> "Notice of Solicitation for Cost-Sharing Cooperative Agreement Applications," Defense Logistics Agency, DEPARTMENT OF DEFENSE at <http://www.dla.mil/scaa>.

<sup>48</sup> See Experimental Program to Stimulate Competitive Research at <http://www.her.nsf.gov/spscor/about/program-description.doc>.

<sup>49</sup> "A Governor's Guide to Building State Science and Technology Capacity," NATIONAL GOVERNORS ASSOCIATION (2002) at 8.

Technology Council to take significant steps to improve the states' SBIR/STTR performance. This plan, which builds on the state's strengths to build a support structure for technology business development, is a model of the type of strategic planning that the state must undertake to improve its competitive performance.

Despite that bright spot, the effectiveness of too many of the state's development efforts continues to be hampered by the lack of consensus between competing overly politicized agendas. The state's failure to coordinate the activities between two separate resources centers for federal procurement is a model endemic to the state. Lack of political leadership and consensus have crippled legislative attempts to reach a consensus on developing goals to increase the flow of federal procurement dollars.<sup>50</sup> It is clear that too many individuals and agencies have put Wisconsin's economic future second to maintaining their own political power.

The state's current fiscal crisis could be an opportunity for policymakers to focus and streamline the state's economic development effort so that each state agency is part of a coordinated strategy to improve the state's competitive performance. In the area of federal procurement, the state must make each program that receives state support accountable for their performance both as an individual unit and as an integral component of the state's overall economic strategy. The University and Technical College systems must be included in this comprehensive strategy. If Wisconsin fails to develop a comprehensive strategy, the state's ability to compete with its neighbors will continue to be compromised.

---

<sup>50</sup> See Summary of Proceedings, Special Committee of Federal Resources, State of Wisconsin, January 20, 1999.

## APPENDICES

### APPENDIX A: SBIR AWARD DATA

State Name	Population/ Phase 1		Phase 2	Total SBIR	PerCap I	PerCap2	PerCapT
	100,000	Awards	Awards	Awards			
Massachusetts	63.49	452	200	652	7.12	3.15	10.27
Colorado	43.01	173	66	239	4.02	1.53	5.56
New Hampshire	12.36	34	18	52	2.75	1.46	4.21
New Mexico	18.19	52	23	75	2.86	1.26	4.12
Maryland	52.96	135	71	206	2.55	1.34	3.89
Delaware	7.836	21	7	28	2.68	0.89	3.57
Virginia	70.79	164	69	233	2.32	0.97	3.29
District of Columbia	5.721	10	6	16	1.75	1.05	2.80
Montana	9.022	18	6	24	2.00	0.67	2.66
Vermont	6.088	8	8	16	1.31	1.31	2.63
California	338.7	622	261	883	1.84	0.77	2.61
Rhode Island	10.48	18	6	24	1.72	0.57	2.29
Connecticut	34.06	43	27	70	1.26	0.79	2.06
Arizona	51.31	68	28	96	1.33	0.55	1.87
Alabama	44.47	51	31	82	1.15	0.70	1.84
Utah	22.33	30	11	41	1.34	0.49	1.84
Wyoming	4.938	6	3	9	1.22	0.61	1.82
Washington	58.94	81	24	105	1.37	0.41	1.78
Oregon	34.21	41	18	59	1.20	0.53	1.72
New Jersey	84.14	90	42	132	1.07	0.50	1.57
Hawaii	12.12	11	8	19	0.91	0.66	1.57
Ohio	113.5	119	52	171	1.05	0.46	1.51
Minnesota	49.19	44	19	63	0.89	0.39	1.28
Pennsylvania	122.8	116	35	151	0.94	0.29	1.23
Maine	12.75	10	4	14	0.78	0.31	1.10
North Dakota	6.422	3	4	7	0.47	0.62	1.09
New York	189.8	133	52	185	0.70	0.27	0.97
Texas	208.5	135	49	184	0.65	0.24	0.88
Wisconsin	53.64	27	17	44	0.50	0.32	0.82
North Carolina	80.49	46	13	59	0.57	0.16	0.73
Florida	159.8	79	35	114	0.49	0.22	0.71
Tennessee	56.89	27	13	40	0.47	0.23	0.70
Idaho	12.94	7	2	9	0.54	0.15	0.70
Michigan	99.38	44	22	66	0.44	0.22	0.66
Georgia	81.86	37	13	50	0.45	0.16	0.61
Illinois	124.2	52	23	75	0.42	0.19	0.60
Kansas	26.88	8	7	15	0.30	0.26	0.56
South Dakota	7.548	3	1	4	0.40	0.13	0.53
Nebraska	17.11	5	4	9	0.29	0.23	0.53
W. Virginia	18.08	6	3	9	0.33	0.17	0.50
Alaska	6.269	1	2	3	0.16	0.32	0.48
South Carolina	40.12	14	5	19	0.35	0.12	0.47
Nevada	19.98	5	3	8	0.25	0.15	0.40
Kentucky	40.42	12	4	16	0.30	0.10	0.40
Missouri	55.95	16	6	22	0.29	0.11	0.39
Mississippi	28.45	5	6	11	0.18	0.21	0.39
Oklahoma	34.51	9	3	12	0.26	0.09	0.35
Indiana	60.8	14	5	19	0.23	0.08	0.31

Louisiana	44.69	7	4	11	0.16	0.09	0.25
Arkansas	26.73	3	3	6	0.11	0.11	0.22
Iowa	29.26	5	1	6	0.17	0.03	0.21

**APPENDIX B: NSF AWARD DATA**

<b>State</b>	<b>Total \$ PC</b>	<b>Total # PC</b>
<a href="#">District of Columbia</a>	\$30,793.57	61.88
<a href="#">Alaska</a>	\$7,380.76	18.18
<a href="#">Colorado</a>	\$4,932.76	19.39
<a href="#">Massachusetts</a>	\$4,905.21	21.00
<a href="#">West Virginia</a>	\$3,358.90	2.32
<a href="#">Virginia</a>	\$3,317.30	8.25
<a href="#">Montana</a>	\$2,772.78	10.97
<a href="#">Rhode Island</a>	\$2,397.52	16.89
<a href="#">Delaware</a>	\$2,199.46	14.04
<a href="#">Arizona</a>	\$2,178.19	8.46
<a href="#">Maryland</a>	\$2,116.62	11.20
<a href="#">Hawaii</a>	\$1,919.22	9.74
<a href="#">California</a>	\$1,875.26	7.18
<a href="#">Illinois</a>	\$1,820.06	7.07
<a href="#">Wyoming</a>	\$1,790.40	10.73
<a href="#">Oregon</a>	\$1,786.88	8.71
<a href="#">New York</a>	\$1,664.84	8.11
<a href="#">South Dakota</a>	\$1,658.72	5.70
<a href="#">Washington</a>	\$1,631.51	8.59
<a href="#">New Hampshire</a>	\$1,451.21	10.68
<a href="#">Utah</a>	\$1,403.72	8.06
<a href="#">New Mexico</a>	\$1,391.04	8.96
<a href="#">Wisconsin</a>	\$1,323.94	7.08
<a href="#">Michigan</a>	\$1,322.86	6.66
<a href="#">Vermont</a>	\$1,313.90	7.39
<a href="#">North Dakota</a>	\$1,307.69	5.29
<a href="#">Maine</a>	\$1,307.69	8.00
<a href="#">Pennsylvania</a>	\$1,274.23	7.78
<a href="#">Minnesota</a>	\$1,212.14	6.53
<a href="#">Iowa</a>	\$1,208.82	8.41
<a href="#">North Carolina</a>	\$1,198.65	6.26
<a href="#">Indiana</a>	\$1,178.93	6.94
<a href="#">Georgia</a>	\$996.63	4.92
<a href="#">Connecticut</a>	\$966.53	7.43
<a href="#">Nebraska</a>	\$945.53	5.79
<a href="#">Kansas</a>	\$906.18	5.65
<a href="#">New Jersey</a>	\$887.38	5.66
<a href="#">Mississippi</a>	\$825.45	2.71
<a href="#">South Carolina</a>	\$816.08	3.81
<a href="#">Texas</a>	\$758.66	3.78
<a href="#">Ohio</a>	\$724.57	4.94
<a href="#">Missouri</a>	\$706.26	4.38
<a href="#">Alabama</a>	\$673.06	3.40
<a href="#">Nevada</a>	\$670.67	3.35
<a href="#">Oklahoma</a>	\$660.88	4.43
<a href="#">Florida</a>	\$660.28	2.96
<a href="#">Tennessee</a>	\$652.66	3.20
<a href="#">Louisiana</a>	\$638.80	3.62
<a href="#">Kentucky</a>	\$540.00	3.44
<a href="#">Idaho</a>	\$511.21	3.94
<a href="#">Arkansas</a>	\$407.26	2.21

**APPENDIX C: FEDERAL BALANCE OF PAYMENTS DATA**

State	Per Capita	Rank	Total (millions)
New Mexico	\$3,944	1	\$6,862
Montana	\$3,109	2	\$2,745
Virginia	\$3,069	3	\$21,094
North Dakota	\$3,043	4	\$1,928
West Virginia	\$2,808	5	\$5,074
Alaska	\$2,777	6	\$1,720
Mississippi	\$2,684	7	\$7,431
South Dakota	\$2,327	8	\$1,706
Alabama	\$2,091	9	\$9,139
Hawaii	\$1,982	10	\$2,350
Oklahoma	\$1,866	11	\$6,266
Maryland	\$1,770	12	\$9,155
Arkansas	\$1,633	13	\$4,166
Kentucky	\$1,595	14	\$6,317
Louisiana	\$1,576	15	\$6,892
Maine	\$1,324	16	\$1,660
South Carolina	\$1,265	17	\$4,914
Missouri	\$1,187	18	\$6,490
Tennessee	\$961	19	\$5,270
Arizona	\$904	20	\$4,319
Idaho	\$829	21	\$1,038
Iowa	\$750	22	\$2,151
Rhode Island	\$528	23	\$523
Wyoming	\$386	24	\$185
Kansas	\$373	25	\$990
Vermont	\$343	26	\$203
Nebraska	\$320	27	\$533
Pennsylvania	\$256	28	\$3,076
Utah	\$230	29	\$490
North Carolina	\$146	30	\$1,115
Florida	\$47	31	\$707
Georgia	(\$29)	32	(\$228)
Texas	(\$189)	33	(\$3,789)
Ohio	(\$344)	34	(\$3,873)
Indiana	(\$399)	35	(\$2,373)
Oregon	(\$483)	36	(\$1,601)
Washington	(\$533)	37	(\$3,070)
Colorado	(\$620)	38	(\$2,514)
California	(\$685)	39	(\$22,688)
Wisconsin	(\$887)	40	(\$4,659)
New York	(\$890)	41	(\$16,189)
Massachusetts	(\$895)	42	(\$5,526)
Delaware	(\$1,025)	43	(\$772)
Michigan	(\$1,042)	44	(\$10,277)
Minnesota	(\$1,294)	45	(\$6,180)
Nevada	(\$1,583)	46	(\$2,865)
Illinois	(\$1,669)	47	(\$20,241)
New Hampshire	(\$1,787)	48	(\$2,147)
New Jersey	(\$2,342)	49	(\$19,076)
Connecticut	(\$2,840)	50	(\$9,320)




APPENDIX D: NIH AWARDS DATA

NIH Awards by State of Recipient Institution, Fiscal Year 2

(in rank order by total dollars)

State	R&D Per Capita	2000 Census/ 100,000	All Awards		Research Grants		Training Grants		Fellowships		R&I
			No.	Amount	No.	Amount	No.	Amount	No.	Amount	
DIST OF COL	60.98	5.721	486	\$230,000,922	396	\$187,468,787	22	\$5,708,655	32	\$850,365	30
MARYLAND	45.01	52.96	2,165	\$973,376,959	1,707	\$692,325,622	103	\$29,547,314	129	\$4,407,533	199
WASHINGTON	26.13	18.08	1,412	\$618,528,151	1,228	\$547,399,068	64	\$18,187,711	85	\$3,010,320	27
NORTH CAROLINA	11.25	80.49	1,726	\$689,081,779	1,457	\$569,384,305	98	\$23,550,774	94	\$3,294,421	66
CALIFORNIA	9.27	338.7	6,226	\$2,499,635,446	5,354	\$2,080,165,032	282	\$72,642,482	463	\$16,145,115	99
ALABAMA	6.93	44.47	629	\$240,696,640	556	\$202,544,046	27	\$5,456,506	9	\$363,236	31
UTAH	6.32	22.33	405	\$130,501,255	358	\$112,637,143	8	\$2,321,078	23	\$872,769	14
MASSACHUSETTS	5.92	63.49	4,599	\$1,713,782,839	3,973	\$1,599,091,842	192	\$54,143,015	356	\$13,195,369	49
OHIO	4.43	113.5	1,582	\$504,878,350	1,412	\$438,703,592	61	\$12,707,828	64	\$2,243,365	40
HAWAII	3.73	12.12	71	\$44,190,269	63	\$39,233,034	1	\$289,429	3	\$93,176	3
VERMONT	3.47	6.088	163	\$58,610,655	145	\$54,931,171	6	\$1,248,943	8	\$289,185	3
VIRGINIA	3.32	70.78	805	\$231,950,713	655	\$196,349,615	38	\$9,248,695	63	\$1,980,004	40
IOWA	3.15	29.26	484	\$165,506,015	424	\$147,619,154	30	\$5,699,481	14	\$379,735	10
MISSISSIPPI	2.95	28.45	79	\$26,241,474	60	\$15,813,052	9	\$1,861,855	3	\$95,117	6
MINNESOTA	2.69	49.19	957	\$325,351,853	835	\$299,945,999	53	\$10,430,722	44	\$1,537,668	22
MICHIGAN	2.58	99.38	1,333	\$449,839,012	1,165	\$400,039,144	71	\$17,104,261	59	\$1,991,500	30
RHODE ISLAND	2.42	10.48	351	\$94,586,331	315	\$87,906,963	13	\$2,765,776	16	\$523,292	3
MISSOURI	2.16	55.95	1,142	\$408,391,140	1,003	\$375,067,676	52	\$15,416,778	70	\$2,516,143	12
CONNECTICUT	1.76	34.06	1,025	\$344,711,643	897	\$320,001,939	56	\$15,282,655	61	\$2,188,945	9
TEXAS	1.67	208.5	2,436	\$891,795,193	2,177	\$821,051,652	101	\$18,726,084	100	\$3,374,210	38
PENNSYLVANIA	1.63	122.8	3,150	\$1,105,982,692	2,789	\$1,042,449,021	148	\$33,416,896	165	\$5,893,007	36
NEW YORK	1.61	189.8	4,543	\$1,583,252,670	4,038	\$1,480,145,997	213	\$49,118,054	212	\$7,528,358	48
TENNESSEE	1.44	56.89	844	\$279,019,669	736	\$257,601,963	48	\$11,555,689	44	\$1,405,016	8
INDIANA	1.31	60.8	527	\$159,308,247	468	\$143,193,538	27	\$5,421,448	18	\$634,380	9
NEW MEXICO	1.29	18.19	190	\$76,516,697	170	\$68,839,193	8	\$1,729,025	4	\$148,302	2
COLORADO	1.07	43.01	890	\$265,162,957	758	\$248,278,946	40	\$7,511,173	82	\$2,670,986	8
WISCONSIN	0.95	53.64	878	\$282,226,921	767	\$264,155,375	40	\$9,929,406	55	\$1,876,972	10
KANSAS	0.95	26.88	222	\$66,213,347	191	\$61,430,007	10	\$1,679,741	14	\$478,995	6
ILLINOIS	0.93	124.2	1,704	\$515,664,688	1,461	\$472,644,947	71	\$20,085,516	125	\$4,380,560	30
OKLAHOMA	0.82	34.51	164	\$55,012,671	146	\$50,812,687	6	\$847,371	7	\$228,981	3
MAINE	0.59	12.75	117	\$60,484,463	96	\$56,964,119	6	\$513,839	9	\$332,643	2
KENTUCKY	0.56	40.42	382	\$97,354,260	338	\$92,295,323	14	\$1,909,270	21	\$629,833	6
NEVADA	0.56	19.98	57	\$17,397,979	50	\$16,057,001	1	\$98,582	4	\$126,496	2
ARIZONA	0.52	51.31	393	\$117,626,693	337	\$110,468,680	16	\$3,295,083	31	\$988,547	6
NEW HAMPSHIRE	0.51	12.36	196	\$66,324,288	179	\$63,994,174	8	\$1,446,441	7	\$251,372	2
GEORGIA	0.48	81.86	840	\$264,578,904	728	\$248,077,060	24	\$5,221,125	68	\$2,320,270	7
NEW JERSEY	0.47	84.14	588	\$182,951,847	529	\$169,785,776	14	\$3,882,021	33	\$1,157,994	9
LOUISIANA	0.45	44.69	297	\$85,703,716	265	\$80,670,175	5	\$1,416,530	19	\$515,319	3
NEBRASKA	0.41	17.11	173	\$52,649,063	159	\$47,457,093	4	\$710,844	4	\$100,340	3
ARKANSAS	0.31	26.73	141	\$44,589,134	131	\$42,404,188	2	\$125,996	6	\$200,586	1
OREGON	0.27	34.21	652	\$205,498,516	571	\$194,675,640	24	\$5,247,780	50	\$1,718,777	3
FLORIDA	0.25	159.8	804	\$248,706,950	728	\$236,493,371	30	\$5,187,270	32	\$936,200	8
SOUTH CAROLINA	0.06	40.12	280	\$80,809,821	253	\$77,362,957	11	\$1,298,512	8	\$272,163	2
WEST VIRGINIA	0.00	58.94	47	\$13,729,177	44	\$13,601,613	1	\$52,536	2	\$75,028	.
WYOMING	0.00	4.938	20	\$7,523,950	19	\$7,376,893	.	.	.	.	.
ALASKA	0.00	6.269	13	\$8,583,656	12	\$8,553,726	.	.	.	.	.
DELAWARE	0.00	7.836	55	\$17,421,618	52	\$16,849,357	2	\$532,065	1	\$40,196	.
IDAHO	0.00	12.94	16	\$5,869,466	16	\$5,869,466	.	.	.	.	.
MONTANA	0.00	9.022	72	\$20,428,201	68	\$20,212,817	1	\$108,212	3	\$107,172	.
NORTH DAKOTA	0.00	6.422	30	\$10,549,516	28	\$10,492,839	.	.	1	\$23,880	.
SOUTH DAKOTA	0.00	7.548	19	\$8,346,005	17	\$8,288,509	1	\$34,405	1	\$23,091	.

**APPENDIX E: CONSOLIDATED FEDERAL FUNDS REPORT FOR WISCONSIN BY CONGRESSIONAL DISTRICT** <http://www.census.gov/ftp/pub/govs/cffr/01cffwi.htm>.



**Federal, State, and Local Governments  
Consolidated Federal Funds Report  
2001 State Summary Table**

**CONSOLIDATED FEDERAL FUNDS REPORT (CFFR): Fiscal Year 2001**

**Wisconsin**

*Population (April 1, 2000)*    **5,363,675**

Amount in whole numbers

<b>DIRECT EXPENDITURES OR OBLIGATIONS - TOTAL</b>	<b>26,645,345,126</b>
Defense	1,396,199,598
Non-defense	25,249,145,528
<b>Retirement and Disability Payments - Total</b>	<b>10,884,051,737</b>
Social Security	9,615,476,587
Federal retirement and disability payments	701,721,123
Veterans benefit payments	367,184,561
All other	199,669,466
<b>Other Direct Payments - Total</b>	<b>6,475,217,498</b>
Other direct payments for individuals	5,521,467,580
Food Stamps	152,678,184
Medicare	3,667,786,911
Unemployment Compensation Benefit Payments	700,828,274
Excess Earned Income Tax Credits	310,018,000
Lower Income Housing Assistance - Section 8 Moderate Rehabilitation	438,846,755
All other	251,309,456
Direct Payments Other Than For Individuals	953,749,918
<b>Grant Awards - Total</b>	<b>5,842,551,379</b>
Highway Planning and Construction	573,332,109
Family Support Payments to States (AFDC+TANF)	336,009,174
Medical Assistance Program (Medicaid)	2,415,732,360
Other	2,517,477,736
<b>Procurement Contract Awards - Total</b>	<b>1,817,150,080</b>
Defense	905,766,000
Non-Defense	911,384,080
<b>Salaries and Wages - Total</b>	<b>1,626,374,432</b>
Defense	222,508,000
Non-Defense	1,403,866,432
US Postal Service	920,572,234
Other	483,294,198
<b>OTHER FEDERAL ASSISTANCE - TOTAL</b>	<b>4,033,466,910</b>
Direct loans	366,179,772
Guaranteed loans	1,780,536,702
Insurance	1,886,750,436

**CONSOLIDATED FEDERAL FUNDS REPORT (CFFR): Fiscal Year 2001****Wisconsin****Adams County Congressional District: 06****Population (April 1, 2000) 18,643**

Amount in whole numbers

---

<b>DIRECT EXPENDITURES OR OBLIGATIONS - TOTAL</b>	<b>97,609,779</b>
Defense	826,000
Non-defense	96,783,779
<b>Retirement and Disability Payments - Total</b>	<b>41,678,474</b>
Social Security	33,231,256
Federal retirement and disability payments	3,797,705
Veterans benefit payments	2,531,445
All other	2,118,068
<b>Other Direct Payments - Total</b>	<b>18,874,713</b>
Other direct payments for individuals	14,491,492
Food Stamps	686,895
Medicare	13,551,445
Unemployment Compensation Benefit Payments	-
Excess Earned Income Tax Credits	-
Lower Income Housing Assistance -	
Section 8 Moderate Rehabilitation	84,977
All other	168,175
Direct Payments Other Than For Individuals	4,383,221
<b>Grant Awards - Total</b>	<b>19,825,793</b>
Highway Planning and Construction	2,834,292
Family Support Payments to States (AFDC+TANF)	1,125,630
Medical Assistance Program (Medicaid)	12,897,774
Other	2,968,097
<b>Procurement Contract Awards - Total</b>	<b>599,803</b>
Defense	-
Non-Defense	599,803
<b>Salaries and Wages - Total</b>	<b>16,630,996</b>
Defense	-
Non-Defense	16,630,996
US Postal Service	1,571,996
Other	15,059,000
<b>OTHER FEDERAL ASSISTANCE - TOTAL</b>	<b>18,862,302</b>
Direct loans	924,600
Guaranteed loans	1,682,094
Insurance	16,255,608

---

**CONSOLIDATED FEDERAL FUNDS REPORT (CFFR): Fiscal Year 2001****Wisconsin****Ashland County Congressional District: 07****Population (April 1, 2000) 16,866**

Amount in whole numbers

<b>DIRECT EXPENDITURES OR OBLIGATIONS - TOTAL</b>	<b>117,940,279</b>
Defense	5,758,000
Non-defense	112,182,279
<b>Retirement and Disability Payments - Total</b>	<b>44,425,028</b>
Social Security	36,770,532
Federal retirement and disability payments	3,934,621
Veterans benefit payments	1,832,028
All other	1,887,847
<b>Other Direct Payments - Total</b>	<b>26,193,616</b>
Other direct payments for individuals	19,680,739
Food Stamps	580,463
Medicare	16,421,156
Unemployment Compensation Benefit Payments	-
Excess Earned Income Tax Credits	-
Lower Income Housing Assistance - Section 8 Moderate Rehabilitation	1,244,583
All other	1,434,537
Direct Payments Other Than For Individuals	6,512,877
<b>Grant Awards - Total</b>	<b>33,481,294</b>
Highway Planning and Construction	5,859,875
Family Support Payments to States (AFDC+TANF)	1,061,788
Medical Assistance Program (Medicaid)	14,532,578
Other	12,027,053
<b>Procurement Contract Awards - Total</b>	<b>5,867,877</b>
Defense	4,428,000
Non-Defense	1,439,877
<b>Salaries and Wages - Total</b>	<b>7,972,464</b>
Defense	102,000
Non-Defense	7,870,464
US Postal Service	2,975,564
Other	4,894,900
<b>OTHER FEDERAL ASSISTANCE - TOTAL</b>	<b>10,002,298</b>
Direct loans	3,294,219
Guaranteed loans	1,531,845
Insurance	5,176,234

**CONSOLIDATED FEDERAL FUNDS REPORT (CFFR): Fiscal Year 2001****Wisconsin****Barron County Congressional District: 03****Population (April 1, 2000) 44,963**

Amount in whole numbers

<b>DIRECT EXPENDITURES OR OBLIGATIONS - TOTAL</b>	<b>209,867,154</b>
Defense	2,907,000
Non-defense	206,960,154
<b>Retirement and Disability Payments - Total</b>	<b>104,526,367</b>
Social Security	91,045,511
Federal retirement and disability payments	7,322,982
Veterans benefit payments	4,571,872
All other	1,586,002
<b>Other Direct Payments - Total</b>	<b>44,022,379</b>
Other direct payments for individuals	35,066,575
Food Stamps	1,062,473
Medicare	30,808,160
Unemployment Compensation Benefit Payments	-
Excess Earned Income Tax Credits	-
Lower Income Housing Assistance - Section 8 Moderate Rehabilitation	2,514,341
All other	681,601
Direct Payments Other Than For Individuals	8,955,804
<b>Grant Awards - Total</b>	<b>51,073,826</b>
Highway Planning and Construction	3,465,898
Family Support Payments to States (AFDC+TANF)	2,701,516
Medical Assistance Program (Medicaid)	32,335,003
Other	12,571,409
<b>Procurement Contract Awards - Total</b>	<b>1,799,455</b>
Defense	28,000
Non-Defense	1,771,455
<b>Salaries and Wages - Total</b>	<b>8,445,127</b>
Defense	297,000
Non-Defense	8,148,127
US Postal Service	6,344,127
Other	1,804,000
<b>OTHER FEDERAL ASSISTANCE - TOTAL</b>	<b>32,079,279</b>
Direct loans	4,621,420
Guaranteed loans	13,843,752
Insurance	13,614,107

**CONSOLIDATED FEDERAL FUNDS REPORT (CFFR): Fiscal Year 2001****Wisconsin****Bayfield County Congressional District: 07***Population (April 1, 2000) 15,013*

Amount in whole numbers

<b>DIRECT EXPENDITURES OR OBLIGATIONS - TOTAL</b>	<b>80,993,170</b>
Defense	1,479,000
Non-defense	79,514,170
<b>Retirement and Disability Payments - Total</b>	<b>37,203,665</b>
Social Security	30,171,782
Federal retirement and disability payments	3,731,225
Veterans benefit payments	2,374,982
All other	925,676
<b>Other Direct Payments - Total</b>	<b>13,022,262</b>
Other direct payments for individuals	12,681,162
Food Stamps	290,002
Medicare	11,646,946
Unemployment Compensation Benefit Payments	-
Excess Earned Income Tax Credits	-
Lower Income Housing Assistance - Section 8 Moderate Rehabilitation	283,568
All other	460,646
Direct Payments Other Than For Individuals	341,100
<b>Grant Awards - Total</b>	<b>23,569,160</b>
Highway Planning and Construction	3,684,236
Family Support Payments to States (AFDC+TANF)	981,153
Medical Assistance Program (Medicaid)	9,446,067
Other	9,457,704
<b>Procurement Contract Awards - Total</b>	<b>1,493,204</b>
Defense	-
Non-Defense	1,493,204
<b>Salaries and Wages - Total</b>	<b>5,704,879</b>
Defense	263,000
Non-Defense	5,441,879
US Postal Service	2,357,994
Other	3,083,885
<b>OTHER FEDERAL ASSISTANCE - TOTAL</b>	<b>8,708,853</b>
Direct loans	1,599,127
Guaranteed loans	2,701,969
Insurance	4,407,757



**CONSOLIDATED FEDERAL FUNDS REPORT (CFFR): Fiscal Year 2001****Wisconsin****Brown County Congressional District: 06 08****Population (April 1, 2000) 226,778**

Amount in whole numbers

<b>DIRECT EXPENDITURES OR OBLIGATIONS - TOTAL</b>	<b>843,941,429</b>
Defense	23,260,000
Non-defense	820,681,429
<b>Retirement and Disability Payments - Total</b>	<b>385,658,000</b>
Social Security	338,505,337
Federal retirement and disability payments	22,330,613
Veterans benefit payments	13,187,302
All other	11,634,748
<b>Other Direct Payments - Total</b>	<b>152,128,479</b>
Other direct payments for individuals	136,016,971
Food Stamps	4,202,898
Medicare	107,115,005
Unemployment Compensation Benefit Payments	-
Excess Earned Income Tax Credits	-
Lower Income Housing Assistance - Section 8 Moderate Rehabilitation	16,551,884
All other	8,147,184
Direct Payments Other Than For Individuals	16,111,508
<b>Grant Awards - Total</b>	<b>133,400,819</b>
Highway Planning and Construction	10,843,383
Family Support Payments to States (AFDC+TANF)	9,270,497
Medical Assistance Program (Medicaid)	73,026,124
Other	40,260,815
<b>Procurement Contract Awards - Total</b>	<b>110,708,337</b>
Defense	8,140,000
Non-Defense	102,568,337
<b>Salaries and Wages - Total</b>	<b>62,045,794</b>
Defense	6,010,000
Non-Defense	56,035,794
US Postal Service	39,243,765
Other	16,792,029
<b>OTHER FEDERAL ASSISTANCE - TOTAL</b>	<b>204,801,664</b>
Direct loans	7,737,178
Guaranteed loans	62,802,255
Insurance	134,262,231

**CONSOLIDATED FEDERAL FUNDS REPORT (CFFR): Fiscal Year 2001****Wisconsin****Buffalo County Congressional District: 03***Population (April 1, 2000) 13,804*

Amount in whole numbers

<b>DIRECT EXPENDITURES OR OBLIGATIONS - TOTAL</b>	<b>72,615,374</b>
Defense	5,814,000
Non-defense	66,801,374
<b>Retirement and Disability Payments - Total</b>	<b>31,487,988</b>
Social Security	27,090,256
Federal retirement and disability payments	3,000,493
Veterans benefit payments	972,963
All other	424,276
<b>Other Direct Payments - Total</b>	<b>18,890,998</b>
Other direct payments for individuals	10,435,284
Food Stamps	317,093
Medicare	9,545,873
Unemployment Compensation Benefit Payments	-
Excess Earned Income Tax Credits	-
Lower Income Housing Assistance - Section 8 Moderate Rehabilitation	469,728
All other	102,590
Direct Payments Other Than For Individuals	8,455,714
<b>Grant Awards - Total</b>	<b>12,005,576</b>
Highway Planning and Construction	1,070,377
Family Support Payments to States (AFDC+TANF)	719,058
Medical Assistance Program (Medicaid)	8,356,117
Other	1,860,024
<b>Procurement Contract Awards - Total</b>	<b>4,967,961</b>
Defense	2,192,000
Non-Defense	2,775,961
<b>Salaries and Wages - Total</b>	<b>5,262,851</b>
Defense	2,851,000
Non-Defense	2,411,851
US Postal Service	2,301,851
Other	110,000
<b>OTHER FEDERAL ASSISTANCE - TOTAL</b>	<b>20,510,032</b>
Direct loans	1,964,003
Guaranteed loans	7,282,215
Insurance	11,263,814

**CONSOLIDATED FEDERAL FUNDS REPORT (CFFR): Fiscal Year 2001****Wisconsin****Burnett County Congressional District: 07****Population (April 1, 2000) 15,674**

Amount in whole numbers

<b>DIRECT EXPENDITURES OR OBLIGATIONS - TOTAL</b>	<b>85,329,012</b>
Defense	6,904,000
Non-defense	78,425,012
<b>Retirement and Disability Payments - Total</b>	<b>44,615,801</b>
Social Security	37,087,012
Federal retirement and disability payments	3,879,325
Veterans benefit payments	2,730,531
All other	918,933
<b>Other Direct Payments - Total</b>	<b>15,393,099</b>
Other direct payments for individuals	12,398,401
Food Stamps	385,744
Medicare	11,524,931
Unemployment Compensation Benefit Payments	-
Excess Earned Income Tax Credits	-
Lower Income Housing Assistance - Section 8 Moderate Rehabilitation	338,620
All other	149,106
Direct Payments Other Than For Individuals	2,994,698
<b>Grant Awards - Total</b>	<b>17,094,385</b>
Highway Planning and Construction	1,227,443
Family Support Payments to States (AFDC+TANF)	1,189,474
Medical Assistance Program (Medicaid)	10,899,494
Other	3,777,974
<b>Procurement Contract Awards - Total</b>	<b>6,313,018</b>
Defense	5,688,000
Non-Defense	625,018
<b>Salaries and Wages - Total</b>	<b>1,912,709</b>
Defense	45,000
Non-Defense	1,867,709
US Postal Service	1,852,709
Other	15,000
<b>OTHER FEDERAL ASSISTANCE - TOTAL</b>	<b>21,758,419</b>
Direct loans	11,832,740
Guaranteed loans	2,547,530
Insurance	7,378,149

**CONSOLIDATED FEDERAL FUNDS REPORT (CFFR): Fiscal Year 2001****Wisconsin****Calumet County Congressional District: 06 08****Population (April 1, 2000) 40,631**

Amount in whole numbers

<b>DIRECT EXPENDITURES OR OBLIGATIONS - TOTAL</b>	<b>97,613,536</b>
Defense	3,948,000
Non-defense	93,665,536
<b>Retirement and Disability Payments - Total</b>	<b>49,213,829</b>
Social Security	42,709,695
Federal retirement and disability payments	4,387,870
Veterans benefit payments	1,798,927
All other	317,337
<b>Other Direct Payments - Total</b>	<b>25,787,258</b>
Other direct payments for individuals	17,635,006
Food Stamps	281,234
Medicare	16,309,350
Unemployment Compensation Benefit Payments	-
Excess Earned Income Tax Credits	-
Lower Income Housing Assistance - Section 8 Moderate Rehabilitation	718,548
All other	325,874
Direct Payments Other Than For Individuals	8,152,252
<b>Grant Awards - Total</b>	<b>12,117,465</b>
Highway Planning and Construction	3,191,378
Family Support Payments to States (AFDC+TANF)	866,901
Medical Assistance Program (Medicaid)	5,994,601
Other	2,064,585
<b>Procurement Contract Awards - Total</b>	<b>1,031,849</b>
Defense	163,000
Non-Defense	868,849
<b>Salaries and Wages - Total</b>	<b>9,463,135</b>
Defense	1,573,000
Non-Defense	7,890,135
US Postal Service	3,200,135
Other	4,690,000
<b>OTHER FEDERAL ASSISTANCE - TOTAL</b>	<b>32,166,841</b>
Direct loans	1,506,699
Guaranteed loans	17,710,513
Insurance	12,949,629

**CONSOLIDATED FEDERAL FUNDS REPORT (CFFR): Fiscal Year 2001****Wisconsin****Chippewa County Congressional District: 03 07****Population (April 1, 2000) 55,195**

Amount in whole numbers

<b>DIRECT EXPENDITURES OR OBLIGATIONS - TOTAL</b>	<b>236,754,389</b>
Defense	10,985,000
Non-defense	225,769,389
<b>Retirement and Disability Payments - Total</b>	<b>116,787,697</b>
Social Security	102,635,202
Federal retirement and disability payments	7,770,673
Veterans benefit payments	4,099,736
All other	2,282,086
<b>Other Direct Payments - Total</b>	<b>53,846,939</b>
Other direct payments for individuals	43,727,675
Food Stamps	1,332,800
Medicare	39,394,793
Unemployment Compensation Benefit Payments	-
Excess Earned Income Tax Credits	-
Lower Income Housing Assistance - Section 8 Moderate Rehabilitation	2,491,519
All other	508,563
Direct Payments Other Than For Individuals	10,119,264
<b>Grant Awards - Total</b>	<b>48,335,628</b>
Highway Planning and Construction	7,899,564
Family Support Payments to States (AFDC+TANF)	3,659,143
Medical Assistance Program (Medicaid)	28,701,919
Other	8,075,002
<b>Procurement Contract Awards - Total</b>	<b>6,827,427</b>
Defense	4,836,000
Non-Defense	1,991,427
<b>Salaries and Wages - Total</b>	<b>10,956,698</b>
Defense	2,835,000
Non-Defense	8,121,698
US Postal Service	6,568,698
Other	1,553,000
<b>OTHER FEDERAL ASSISTANCE - TOTAL</b>	<b>40,677,073</b>
Direct loans	3,358,323
Guaranteed loans	11,994,514
Insurance	25,324,236

**CONSOLIDATED FEDERAL FUNDS REPORT (CFFR): Fiscal Year 2001****Wisconsin****Clark County Congressional District: 03 07****Population (April 1, 2000) 33,557**

Amount in whole numbers

<b>DIRECT EXPENDITURES OR OBLIGATIONS - TOTAL</b>	<b>150,971,083</b>
Defense	1,877,000
Non-defense	149,094,083
<b>Retirement and Disability Payments - Total</b>	<b>67,623,493</b>
Social Security	61,004,075
Federal retirement and disability payments	3,552,217
Veterans benefit payments	2,550,882
All other	516,319
<b>Other Direct Payments - Total</b>	<b>41,259,658</b>
Other direct payments for individuals	31,061,753
Food Stamps	481,727
Medicare	29,376,117
Unemployment Compensation Benefit Payments	-
Excess Earned Income Tax Credits	-
Lower Income Housing Assistance - Section 8 Moderate Rehabilitation	617,968
All other	585,941
Direct Payments Other Than For Individuals	10,197,905
<b>Grant Awards - Total</b>	<b>32,574,834</b>
Highway Planning and Construction	5,035,136
Family Support Payments to States (AFDC+TANF)	1,629,642
Medical Assistance Program (Medicaid)	20,345,560
Other	5,564,496
<b>Procurement Contract Awards - Total</b>	<b>3,315,110</b>
Defense	259,000
Non-Defense	3,056,110
<b>Salaries and Wages - Total</b>	<b>6,197,988</b>
Defense	558,000
Non-Defense	5,639,988
US Postal Service	5,108,988
Other	531,000
<b>OTHER FEDERAL ASSISTANCE - TOTAL</b>	<b>23,991,035</b>
Direct loans	2,780,562
Guaranteed loans	10,010,619
Insurance	11,199,854



**CONSOLIDATED FEDERAL FUNDS REPORT (CFFR): Fiscal Year 2001****Wisconsin****Columbia County Congressional District: 02****Population (April 1, 2000) 52,468**

Amount in whole numbers

<b>DIRECT EXPENDITURES OR OBLIGATIONS - TOTAL</b>	<b>285,022,734</b>
Defense	4,296,000
Non-defense	280,726,734
<b>Retirement and Disability Payments - Total</b>	<b>123,710,025</b>
Social Security	107,999,489
Federal retirement and disability payments	8,941,640
Veterans benefit payments	3,680,808
All other	3,088,088
<b>Other Direct Payments - Total</b>	<b>66,115,865</b>
Other direct payments for individuals	47,592,971
Food Stamps	603,703
Medicare	43,063,927
Unemployment Compensation Benefit Payments	-
Excess Earned Income Tax Credits	-
Lower Income Housing Assistance - Section 8 Moderate Rehabilitation	2,784,364
All other	1,140,977
Direct Payments Other Than For Individuals	18,522,894
<b>Grant Awards - Total</b>	<b>34,662,334</b>
Highway Planning and Construction	4,288,683
Family Support Payments to States (AFDC+TANF)	1,982,457
Medical Assistance Program (Medicaid)	19,982,324
Other	8,408,870
<b>Procurement Contract Awards - Total</b>	<b>48,774,678</b>
Defense	875,000
Non-Defense	47,899,678
<b>Salaries and Wages - Total</b>	<b>11,759,832</b>
Defense	262,000
Non-Defense	11,497,832
US Postal Service	10,554,832
Other	943,000
<b>OTHER FEDERAL ASSISTANCE - TOTAL</b>	<b>53,065,326</b>
Direct loans	3,974,810
Guaranteed loans	14,395,555
Insurance	34,694,961

**CONSOLIDATED FEDERAL FUNDS REPORT (CFFR): Fiscal Year 2001****Wisconsin****Crawford County Congressional District: 03****Population (April 1, 2000) 17,243**

Amount in whole numbers

<b>DIRECT EXPENDITURES OR OBLIGATIONS - TOTAL</b>	<b>80,516,245</b>
Defense	2,294,000
Non-defense	78,222,245
<b>Retirement and Disability Payments - Total</b>	<b>36,958,397</b>
Social Security	31,822,713
Federal retirement and disability payments	2,611,017
Veterans benefit payments	1,568,761
All other	955,906
<b>Other Direct Payments - Total</b>	<b>18,253,612</b>
Other direct payments for individuals	13,249,329
Food Stamps	306,121
Medicare	11,919,354
Unemployment Compensation Benefit Payments	-
Excess Earned Income Tax Credits	-
Lower Income Housing Assistance - Section 8 Moderate Rehabilitation	700,692
All other	323,162
Direct Payments Other Than For Individuals	5,004,283
<b>Grant Awards - Total</b>	<b>20,316,338</b>
Highway Planning and Construction	2,762,371
Family Support Payments to States (AFDC+TANF)	1,088,676
Medical Assistance Program (Medicaid)	13,805,864
Other	2,659,427
<b>Procurement Contract Awards - Total</b>	<b>1,107,905</b>
Defense	361,000
Non-Defense	746,905
<b>Salaries and Wages - Total</b>	<b>3,879,993</b>
Defense	1,023,000
Non-Defense	2,856,993
US Postal Service	2,750,993
Other	106,000
<b>OTHER FEDERAL ASSISTANCE - TOTAL</b>	<b>11,170,171</b>
Direct loans	1,979,063
Guaranteed loans	1,998,336
Insurance	7,192,772

**CONSOLIDATED FEDERAL FUNDS REPORT (CFFR): Fiscal Year 2001****Wisconsin****Dane County Congressional District: 02****Population (April 1, 2000) 426,526**

Amount in whole numbers

<b>DIRECT EXPENDITURES OR OBLIGATIONS - TOTAL</b>	<b>2,977,282,926</b>
Defense	117,121,060
Non-defense	2,860,161,866
<b>Retirement and Disability Payments - Total</b>	<b>739,241,555</b>
Social Security	642,851,606
Federal retirement and disability payments	70,491,230
Veterans benefit payments	20,566,249
All other	5,332,470
<b>Other Direct Payments - Total</b>	<b>361,593,483</b>
Other direct payments for individuals	315,312,600
Food Stamps	6,394,115
Medicare	199,664,664
Unemployment Compensation Benefit Payments	-
Excess Earned Income Tax Credits	-
Lower Income Housing Assistance - Section 8 Moderate Rehabilitation	42,602,230
All other	66,651,591
Direct Payments Other Than For Individuals	46,280,883
<b>Grant Awards - Total</b>	<b>1,525,681,440</b>
Highway Planning and Construction	29,454,660
Family Support Payments to States (AFDC+TANF)	11,726,727
Medical Assistance Program (Medicaid)	121,946,852
Other	1,362,553,201
<b>Procurement Contract Awards - Total</b>	<b>111,299,385</b>
Defense	18,467,000
Non-Defense	92,832,385
<b>Salaries and Wages - Total</b>	<b>239,467,063</b>
Defense	39,721,000
Non-Defense	199,746,063
US Postal Service	94,825,063
Other	104,921,000
<b>OTHER FEDERAL ASSISTANCE - TOTAL</b>	<b>146,861,483</b>
Direct loans	12,188,793
Guaranteed loans	67,381,359
Insurance	67,291,331

**CONSOLIDATED FEDERAL FUNDS REPORT (CFFR): Fiscal Year 2001****Wisconsin****Dodge County Congressional District: 02 09****Population (April 1, 2000) 85,897**

Amount in whole numbers

<b>DIRECT EXPENDITURES OR OBLIGATIONS - TOTAL</b>	<b>244,472,251</b>
Defense	4,636,000
Non-defense	239,836,251
<b>Retirement and Disability Payments - Total</b>	<b>128,562,922</b>
Social Security	115,933,646
Federal retirement and disability payments	6,799,042
Veterans benefit payments	4,122,165
All other	1,708,069
<b>Other Direct Payments - Total</b>	<b>66,926,433</b>
Other direct payments for individuals	50,315,687
Food Stamps	796,426
Medicare	44,347,383
Unemployment Compensation Benefit Payments	-
Excess Earned Income Tax Credits	-
Lower Income Housing Assistance - Section 8 Moderate Rehabilitation	4,146,580
All other	1,025,298
Direct Payments Other Than For Individuals	16,610,746
<b>Grant Awards - Total</b>	<b>32,115,200</b>
Highway Planning and Construction	5,575,075
Family Support Payments to States (AFDC+TANF)	2,378,947
Medical Assistance Program (Medicaid)	19,255,611
Other	4,905,567
<b>Procurement Contract Awards - Total</b>	<b>6,060,716</b>
Defense	1,304,000
Non-Defense	4,756,716
<b>Salaries and Wages - Total</b>	<b>10,806,980</b>
Defense	917,000
Non-Defense	9,889,980
US Postal Service	8,252,980
Other	1,637,000
<b>OTHER FEDERAL ASSISTANCE - TOTAL</b>	<b>41,120,087</b>
Direct loans	4,558,820
Guaranteed loans	14,433,973
Insurance	22,127,294

**CONSOLIDATED FEDERAL FUNDS REPORT (CFFR): Fiscal Year 2001****Wisconsin****Door County Congressional District: 08****Population (April 1, 2000) 27,961**

Amount in whole numbers

<b>DIRECT EXPENDITURES OR OBLIGATIONS - TOTAL</b>	<b>146,164,972</b>
Defense	12,346,000
Non-defense	133,818,972
<b>Retirement and Disability Payments - Total</b>	<b>75,160,745</b>
Social Security	66,524,986
Federal retirement and disability payments	6,033,545
Veterans benefit payments	2,195,978
All other	406,236
<b>Other Direct Payments - Total</b>	<b>33,156,315</b>
Other direct payments for individuals	29,349,433
Food Stamps	429,598
Medicare	26,664,069
Unemployment Compensation Benefit Payments	-
Excess Earned Income Tax Credits	-
Lower Income Housing Assistance - Section 8 Moderate Rehabilitation	1,812,811
All other	442,955
Direct Payments Other Than For Individuals	3,806,882
<b>Grant Awards - Total</b>	<b>18,795,977</b>
Highway Planning and Construction	3,223,605
Family Support Payments to States (AFDC+TANF)	964,351
Medical Assistance Program (Medicaid)	11,081,112
Other	3,526,909
<b>Procurement Contract Awards - Total</b>	<b>3,223,409</b>
Defense	1,239,000
Non-Defense	1,984,409
<b>Salaries and Wages - Total</b>	<b>15,828,526</b>
Defense	9,188,000
Non-Defense	6,640,526
US Postal Service	4,715,988
Other	1,924,538
<b>OTHER FEDERAL ASSISTANCE - TOTAL</b>	<b>30,353,333</b>
Direct loans	306,797
Guaranteed loans	6,239,105
Insurance	23,807,431

**CONSOLIDATED FEDERAL FUNDS REPORT (CFFR): Fiscal Year 2001****Wisconsin****Douglas County Congressional District: 07****Population (April 1, 2000) 43,287**

Amount in whole numbers

<b>DIRECT EXPENDITURES OR OBLIGATIONS - TOTAL</b>	<b>228,513,634</b>
Defense	4,143,000
Non-defense	224,370,634
<b>Retirement and Disability Payments - Total</b>	<b>114,678,170</b>
Social Security	82,672,176
Federal retirement and disability payments	8,011,411
Veterans benefit payments	5,633,056
All other	18,361,527
<b>Other Direct Payments - Total</b>	<b>48,810,413</b>
Other direct payments for individuals	47,836,342
Food Stamps	1,840,483
Medicare	35,514,937
Unemployment Compensation Benefit Payments	-
Excess Earned Income Tax Credits	-
Lower Income Housing Assistance - Section 8 Moderate Rehabilitation	7,953,130
All other	2,527,792
Direct Payments Other Than For Individuals	974,071
<b>Grant Awards - Total</b>	<b>54,188,025</b>
Highway Planning and Construction	3,166,096
Family Support Payments to States (AFDC+TANF)	4,774,702
Medical Assistance Program (Medicaid)	32,516,621
Other	13,730,606
<b>Procurement Contract Awards - Total</b>	<b>1,588,325</b>
Defense	327,000
Non-Defense	1,261,325
<b>Salaries and Wages - Total</b>	<b>9,248,701</b>
Defense	854,000
Non-Defense	8,394,701
US Postal Service	5,389,701
Other	3,005,000
<b>OTHER FEDERAL ASSISTANCE - TOTAL</b>	<b>15,842,141</b>
Direct loans	5,787,696
Guaranteed loans	6,631,532
Insurance	3,422,913

**CONSOLIDATED FEDERAL FUNDS REPORT (CFFR): Fiscal Year 2001****Wisconsin****Dunn County Congressional District: 03****Population (April 1, 2000) 39,858**

Amount in whole numbers

<b>DIRECT EXPENDITURES OR OBLIGATIONS - TOTAL</b>	<b>149,451,676</b>
Defense	2,131,000
Non-defense	147,320,676
<b>Retirement and Disability Payments - Total</b>	<b>63,306,515</b>
Social Security	55,587,670
Federal retirement and disability payments	4,200,358
Veterans benefit payments	2,793,383
All other	725,104
<b>Other Direct Payments - Total</b>	<b>39,953,350</b>
Other direct payments for individuals	27,049,092
Food Stamps	1,051,610
Medicare	17,810,490
Unemployment Compensation Benefit Payments	-
Excess Earned Income Tax Credits	-
Lower Income Housing Assistance - Section 8 Moderate Rehabilitation	2,313,743
All other	5,873,249
Direct Payments Other Than For Individuals	12,904,258
<b>Grant Awards - Total</b>	<b>37,018,485</b>
Highway Planning and Construction	5,961,003
Family Support Payments to States (AFDC+TANF)	1,962,297
Medical Assistance Program (Medicaid)	19,982,324
Other	9,112,861
<b>Procurement Contract Awards - Total</b>	<b>3,695,624</b>
Defense	291,000
Non-Defense	3,404,624
<b>Salaries and Wages - Total</b>	<b>5,477,702</b>
Defense	352,000
Non-Defense	5,125,702
US Postal Service	4,996,702
Other	129,000
<b>OTHER FEDERAL ASSISTANCE - TOTAL</b>	<b>33,760,377</b>
Direct loans	6,587,321
Guaranteed loans	7,343,068
Insurance	19,829,988

**CONSOLIDATED FEDERAL FUNDS REPORT (CFFR): Fiscal Year 2001****Wisconsin****Eau Claire County Congressional District: 03 07****Population (April 1, 2000) 93,142**

Amount in whole numbers

<b>DIRECT EXPENDITURES OR OBLIGATIONS - TOTAL</b>	<b>379,997,902</b>
Defense	10,144,000
Non-defense	369,853,902
<b>Retirement and Disability Payments - Total</b>	<b>177,299,781</b>
Social Security	156,230,359
Federal retirement and disability payments	11,163,409
Veterans benefit payments	6,384,532
All other	3,521,481
<b>Other Direct Payments - Total</b>	<b>82,995,368</b>
Other direct payments for individuals	76,189,208
Food Stamps	2,560,453
Medicare	57,368,362
Unemployment Compensation Benefit Payments	-
Excess Earned Income Tax Credits	-
Lower Income Housing Assistance -	
Section 8 Moderate Rehabilitation	6,492,374
All other	9,768,019
Direct Payments Other Than For Individuals	6,806,160
<b>Grant Awards - Total</b>	<b>85,595,973</b>
Highway Planning and Construction	10,512,632
Family Support Payments to States (AFDC+TANF)	6,078,404
Medical Assistance Program (Medicaid)	49,774,193
Other	19,230,744
<b>Procurement Contract Awards - Total</b>	<b>10,163,676</b>
Defense	5,248,000
Non-Defense	4,915,676
<b>Salaries and Wages - Total</b>	<b>23,943,104</b>
Defense	465,000
Non-Defense	23,478,104
US Postal Service	16,562,104
Other	6,916,000
<b>OTHER FEDERAL ASSISTANCE - TOTAL</b>	<b>53,953,385</b>
Direct loans	19,885,814
Guaranteed loans	13,626,954
Insurance	20,440,617



**CONSOLIDATED FEDERAL FUNDS REPORT (CFFR): Fiscal Year 2001****Wisconsin****Florence County Congressional District: 08****Population (April 1, 2000) 5,088**

Amount in whole numbers

<b>DIRECT EXPENDITURES OR OBLIGATIONS - TOTAL</b>	<b>22,285,715</b>
Defense	248,000
Non-defense	22,037,715
<b>Retirement and Disability Payments - Total</b>	<b>12,459,615</b>
Social Security	10,106,767
Federal retirement and disability payments	1,387,823
Veterans benefit payments	837,129
All other	127,896
<b>Other Direct Payments - Total</b>	<b>5,035,577</b>
Other direct payments for individuals	4,932,664
Food Stamps	116,607
Medicare	3,946,289
Unemployment Compensation Benefit Payments	-
Excess Earned Income Tax Credits	-
Lower Income Housing Assistance - Section 8 Moderate Rehabilitation	729,990
All other	139,778
Direct Payments Other Than For Individuals	102,913
<b>Grant Awards - Total</b>	<b>3,653,824</b>
Highway Planning and Construction	506
Family Support Payments to States (AFDC+TANF)	288,900
Medical Assistance Program (Medicaid)	2,543,135
Other	821,283
<b>Procurement Contract Awards - Total</b>	<b>228,700</b>
Defense	-
Non-Defense	228,700
<b>Salaries and Wages - Total</b>	<b>907,999</b>
Defense	-
Non-Defense	907,999
US Postal Service	392,999
Other	515,000
<b>OTHER FEDERAL ASSISTANCE - TOTAL</b>	<b>1,461,826</b>
Direct loans	-
Guaranteed loans	453,078
Insurance	1,008,748

**CONSOLIDATED FEDERAL FUNDS REPORT (CFFR): Fiscal Year 2001****Wisconsin****Fond du Lac County Congressional District: 06 09****Population (April 1, 2000) 97,296**

Amount in whole numbers

<b>DIRECT EXPENDITURES OR OBLIGATIONS - TOTAL</b>	<b>380,454,948</b>
Defense	6,788,000
Non-defense	373,666,948
<b>Retirement and Disability Payments - Total</b>	<b>205,711,679</b>
Social Security	180,818,008
Federal retirement and disability payments	9,235,359
Veterans benefit payments	5,744,395
All other	9,913,917
<b>Other Direct Payments - Total</b>	<b>97,993,702</b>
Other direct payments for individuals	81,446,930
Food Stamps	1,089,624
Medicare	66,595,599
Unemployment Compensation Benefit Payments	-
Excess Earned Income Tax Credits	-
Lower Income Housing Assistance - Section 8 Moderate Rehabilitation	9,508,231
All other	4,253,476
Direct Payments Other Than For Individuals	16,546,772
<b>Grant Awards - Total</b>	<b>52,655,114</b>
Highway Planning and Construction	3,854,847
Family Support Payments to States (AFDC+TANF)	4,085,874
Medical Assistance Program (Medicaid)	33,788,189
Other	10,926,204
<b>Procurement Contract Awards - Total</b>	<b>9,970,052</b>
Defense	2,049,000
Non-Defense	7,921,052
<b>Salaries and Wages - Total</b>	<b>14,124,401</b>
Defense	618,000
Non-Defense	13,506,401
US Postal Service	11,565,401
Other	1,941,000
<b>OTHER FEDERAL ASSISTANCE - TOTAL</b>	<b>85,449,139</b>
Direct loans	2,925,852
Guaranteed loans	25,922,502
Insurance	56,600,785

**CONSOLIDATED FEDERAL FUNDS REPORT (CFFR): Fiscal Year 2001****Wisconsin****Forest County Congressional District: 08****Population (April 1, 2000) 10,024**

Amount in whole numbers

<b>DIRECT EXPENDITURES OR OBLIGATIONS - TOTAL</b>	<b>61,495,729</b>
Defense	492,000
Non-defense	61,003,729
<b>Retirement and Disability Payments - Total</b>	<b>27,947,737</b>
Social Security	23,200,308
Federal retirement and disability payments	2,256,664
Veterans benefit payments	1,765,908
All other	724,857
<b>Other Direct Payments - Total</b>	<b>9,499,013</b>
Other direct payments for individuals	8,764,175
Food Stamps	260,562
Medicare	7,647,717
Unemployment Compensation Benefit Payments	-
Excess Earned Income Tax Credits	-
Lower Income Housing Assistance - Section 8 Moderate Rehabilitation	732,828
All other	123,068
Direct Payments Other Than For Individuals	734,838
<b>Grant Awards - Total</b>	<b>17,948,180</b>
Highway Planning and Construction	167,209
Family Support Payments to States (AFDC+TANF)	1,028,192
Medical Assistance Program (Medicaid)	10,172,780
Other	6,579,999
<b>Procurement Contract Awards - Total</b>	<b>1,685,803</b>
Defense	-
Non-Defense	1,685,803
<b>Salaries and Wages - Total</b>	<b>4,414,996</b>
Defense	-
Non-Defense	4,414,996
US Postal Service	1,571,996
Other	2,843,000
<b>OTHER FEDERAL ASSISTANCE - TOTAL</b>	<b>1,417,570</b>
Direct loans	50,750
Guaranteed loans	820,415
Insurance	546,405

**CONSOLIDATED FEDERAL FUNDS REPORT (CFFR): Fiscal Year 2001****Wisconsin****Grant County Congressional District: 03****Population (April 1, 2000) 49,597**

Amount in whole numbers

<b>DIRECT EXPENDITURES OR OBLIGATIONS - TOTAL</b>	<b>231,348,525</b>
Defense	2,563,000
Non-defense	228,785,525
<b>Retirement and Disability Payments - Total</b>	<b>108,319,993</b>
Social Security	98,245,886
Federal retirement and disability payments	5,628,718
Veterans benefit payments	2,861,262
All other	1,584,127
<b>Other Direct Payments - Total</b>	<b>70,872,704</b>
Other direct payments for individuals	46,078,316
Food Stamps	557,407
Medicare	38,361,967
Unemployment Compensation Benefit Payments	-
Excess Earned Income Tax Credits	-
Lower Income Housing Assistance - Section 8 Moderate Rehabilitation	1,558,698
All other	5,600,244
Direct Payments Other Than For Individuals	24,794,388
<b>Grant Awards - Total</b>	<b>39,958,518</b>
Highway Planning and Construction	1,844,849
Family Support Payments to States (AFDC+TANF)	2,083,256
Medical Assistance Program (Medicaid)	28,338,442
Other	7,691,971
<b>Procurement Contract Awards - Total</b>	<b>2,332,473</b>
Defense	100,000
Non-Defense	2,232,473
<b>Salaries and Wages - Total</b>	<b>9,864,837</b>
Defense	741,000
Non-Defense	9,123,837
US Postal Service	8,196,837
Other	927,000
<b>OTHER FEDERAL ASSISTANCE - TOTAL</b>	<b>37,073,215</b>
Direct loans	7,095,342
Guaranteed loans	8,025,709
Insurance	21,952,164

**CONSOLIDATED FEDERAL FUNDS REPORT (CFFR): Fiscal Year 2001****Wisconsin****Green County Congressional District: 01 02****Population (April 1, 2000) 33,647**

Amount in whole numbers

<b>DIRECT EXPENDITURES OR OBLIGATIONS - TOTAL</b>	<b>138,602,166</b>
Defense	1,511,000
Non-defense	137,091,166
<b>Retirement and Disability Payments - Total</b>	<b>65,847,133</b>
Social Security	60,569,177
Federal retirement and disability payments	3,208,055
Veterans benefit payments	1,495,861
All other	574,040
<b>Other Direct Payments - Total</b>	<b>43,803,902</b>
Other direct payments for individuals	26,406,263
Food Stamps	377,408
Medicare	24,075,239
Unemployment Compensation Benefit Payments	-
Excess Earned Income Tax Credits	-
Lower Income Housing Assistance - Section 8 Moderate Rehabilitation	685,520
All other	1,268,096
Direct Payments Other Than For Individuals	17,397,639
<b>Grant Awards - Total</b>	<b>22,510,891</b>
Highway Planning and Construction	6,621,506
Family Support Payments to States (AFDC+TANF)	1,387,724
Medical Assistance Program (Medicaid)	11,081,112
Other	3,420,549
<b>Procurement Contract Awards - Total</b>	<b>1,252,680</b>
Defense	18,000
Non-Defense	1,234,680
<b>Salaries and Wages - Total</b>	<b>5,187,560</b>
Defense	473,000
Non-Defense	4,714,560
US Postal Service	4,547,560
Other	167,000
<b>OTHER FEDERAL ASSISTANCE - TOTAL</b>	<b>45,690,831</b>
Direct loans	7,556,170
Guaranteed loans	14,083,889
Insurance	24,050,772

**CONSOLIDATED FEDERAL FUNDS REPORT (CFFR): Fiscal Year 2001****Wisconsin****Green Lake County Congressional District: 06****Population (April 1, 2000) 19,105**

Amount in whole numbers

<b>DIRECT EXPENDITURES OR OBLIGATIONS - TOTAL</b>	<b>93,513,948</b>
Defense	1,400,000
Non-defense	92,113,948
<b>Retirement and Disability Payments - Total</b>	<b>48,791,075</b>
Social Security	43,857,617
Federal retirement and disability payments	3,080,862
Veterans benefit payments	1,309,935
All other	542,661
<b>Other Direct Payments - Total</b>	<b>26,360,791</b>
Other direct payments for individuals	19,277,576
Food Stamps	258,936
Medicare	17,162,247
Unemployment Compensation Benefit Payments	-
Excess Earned Income Tax Credits	-
Lower Income Housing Assistance - Section 8 Moderate Rehabilitation	1,308,792
All other	547,601
Direct Payments Other Than For Individuals	7,083,215
<b>Grant Awards - Total</b>	<b>13,624,412</b>
Highway Planning and Construction	1,654,760
Family Support Payments to States (AFDC+TANF)	829,944
Medical Assistance Program (Medicaid)	9,264,449
Other	1,875,259
<b>Procurement Contract Awards - Total</b>	<b>1,382,391</b>
Defense	225,000
Non-Defense	1,157,391
<b>Salaries and Wages - Total</b>	<b>3,355,279</b>
Defense	314,000
Non-Defense	3,041,279
US Postal Service	2,863,279
Other	178,000
<b>OTHER FEDERAL ASSISTANCE - TOTAL</b>	<b>20,203,533</b>
Direct loans	1,987,868
Guaranteed loans	5,176,989
Insurance	13,038,676

**CONSOLIDATED FEDERAL FUNDS REPORT (CFFR): Fiscal Year 2001****Wisconsin****Iowa County Congressional District: 02****Population (April 1, 2000) 22,780**

Amount in whole numbers

<b>DIRECT EXPENDITURES OR OBLIGATIONS - TOTAL</b>	<b>96,962,242</b>
Defense	1,116,000
Non-defense	95,846,242
<b>Retirement and Disability Payments - Total</b>	<b>36,398,508</b>
Social Security	32,254,340
Federal retirement and disability payments	2,498,318
Veterans benefit payments	1,413,961
All other	231,889
<b>Other Direct Payments - Total</b>	<b>27,484,336</b>
Other direct payments for individuals	13,301,835
Food Stamps	298,259
Medicare	11,682,131
Unemployment Compensation Benefit Payments	-
Excess Earned Income Tax Credits	-
Lower Income Housing Assistance - Section 8 Moderate Rehabilitation	641,500
All other	679,945
Direct Payments Other Than For Individuals	14,182,501
<b>Grant Awards - Total</b>	<b>26,028,858</b>
Highway Planning and Construction	11,730,701
Family Support Payments to States (AFDC+TANF)	843,377
Medical Assistance Program (Medicaid)	9,264,449
Other	4,190,331
<b>Procurement Contract Awards - Total</b>	<b>1,779,979</b>
Defense	249,000
Non-Defense	1,530,979
<b>Salaries and Wages - Total</b>	<b>5,270,561</b>
Defense	347,000
Non-Defense	4,923,561
US Postal Service	4,154,561
Other	769,000
<b>OTHER FEDERAL ASSISTANCE - TOTAL</b>	<b>18,619,946</b>
Direct loans	1,812,747
Guaranteed loans	3,024,281
Insurance	13,782,918

**CONSOLIDATED FEDERAL FUNDS REPORT (CFFR): Fiscal Year 2001****Wisconsin****Iron County Congressional District: 07****Population (April 1, 2000) 6,861**

Amount in whole numbers

<b>DIRECT EXPENDITURES OR OBLIGATIONS - TOTAL</b>	<b>38,891,264</b>
Defense	792,000
Non-defense	38,099,264
<b>Retirement and Disability Payments - Total</b>	<b>20,803,502</b>
Social Security	17,798,498
Federal retirement and disability payments	1,644,149
Veterans benefit payments	1,016,682
All other	344,173
<b>Other Direct Payments - Total</b>	<b>7,646,097</b>
Other direct payments for individuals	7,574,008
Food Stamps	109,697
Medicare	7,119,358
Unemployment Compensation Benefit Payments	-
Excess Earned Income Tax Credits	-
Lower Income Housing Assistance - Section 8 Moderate Rehabilitation	188,892
All other	156,061
Direct Payments Other Than For Individuals	72,089
<b>Grant Awards - Total</b>	<b>8,841,723</b>
Highway Planning and Construction	255,701
Family Support Payments to States (AFDC+TANF)	406,477
Medical Assistance Program (Medicaid)	6,176,460
Other	2,003,085
<b>Procurement Contract Awards - Total</b>	<b>400,373</b>
Defense	126,000
Non-Defense	274,373
<b>Salaries and Wages - Total</b>	<b>1,199,569</b>
Defense	189,000
Non-Defense	1,010,569
US Postal Service	1,010,569
Other	-
<b>OTHER FEDERAL ASSISTANCE - TOTAL</b>	<b>2,421,784</b>
Direct loans	592,624
Guaranteed loans	374,708
Insurance	1,454,452



**CONSOLIDATED FEDERAL FUNDS REPORT (CFFR): Fiscal Year 2001****Wisconsin****Jackson County Congressional District: 03****Population (April 1, 2000) 19,100**

Amount in whole numbers

<b>DIRECT EXPENDITURES OR OBLIGATIONS - TOTAL</b>	<b>92,022,836</b>
Defense	2,138,000
Non-defense	89,884,836
<b>Retirement and Disability Payments - Total</b>	<b>41,247,982</b>
Social Security	33,223,999
Federal retirement and disability payments	5,390,372
Veterans benefit payments	1,914,056
All other	719,555
<b>Other Direct Payments - Total</b>	<b>20,016,030</b>
Other direct payments for individuals	13,300,251
Food Stamps	473,540
Medicare	11,775,766
Unemployment Compensation Benefit Payments	-
Excess Earned Income Tax Credits	-
Lower Income Housing Assistance - Section 8 Moderate Rehabilitation	669,607
All other	381,338
Direct Payments Other Than For Individuals	6,715,779
<b>Grant Awards - Total</b>	<b>26,637,240</b>
Highway Planning and Construction	2,358,012
Family Support Payments to States (AFDC+TANF)	1,737,165
Medical Assistance Program (Medicaid)	16,167,381
Other	6,374,682
<b>Procurement Contract Awards - Total</b>	<b>680,447</b>
Defense	-
Non-Defense	680,447
<b>Salaries and Wages - Total</b>	<b>3,441,137</b>
Defense	624,000
Non-Defense	2,817,137
US Postal Service	2,414,137
Other	403,000
<b>OTHER FEDERAL ASSISTANCE - TOTAL</b>	<b>22,697,473</b>
Direct loans	2,424,081
Guaranteed loans	1,699,561
Insurance	18,573,831

**CONSOLIDATED FEDERAL FUNDS REPORT (CFFR): Fiscal Year 2001****Wisconsin****Jefferson County Congressional District: 01 02 09****Population (April 1, 2000) 74,021**

Amount in whole numbers

<b>DIRECT EXPENDITURES OR OBLIGATIONS - TOTAL</b>	<b>310,660,730</b>
Defense	4,178,000
Non-defense	306,482,730
<b>Retirement and Disability Payments - Total</b>	<b>154,562,890</b>
Social Security	141,307,707
Federal retirement and disability payments	7,452,518
Veterans benefit payments	3,945,620
All other	1,857,045
<b>Other Direct Payments - Total</b>	<b>78,168,142</b>
Other direct payments for individuals	64,084,381
Food Stamps	681,980
Medicare	55,329,164
Unemployment Compensation Benefit Payments	-
Excess Earned Income Tax Credits	-
Lower Income Housing Assistance - Section 8 Moderate Rehabilitation	6,528,522
All other	1,544,715
Direct Payments Other Than For Individuals	14,083,761
<b>Grant Awards - Total</b>	<b>61,195,373</b>
Highway Planning and Construction	22,854,562
Family Support Payments to States (AFDC+TANF)	2,469,667
Medical Assistance Program (Medicaid)	29,610,009
Other	6,261,135
<b>Procurement Contract Awards - Total</b>	<b>5,183,632</b>
Defense	1,064,000
Non-Defense	4,119,632
<b>Salaries and Wages - Total</b>	<b>11,550,693</b>
Defense	645,000
Non-Defense	10,905,693
US Postal Service	8,926,693
Other	1,979,000
<b>OTHER FEDERAL ASSISTANCE - TOTAL</b>	<b>52,410,153</b>
Direct loans	3,487,846
Guaranteed loans	15,996,125
Insurance	32,926,182

**CONSOLIDATED FEDERAL FUNDS REPORT (CFFR): Fiscal Year 2001****Wisconsin****Juneau County Congressional District: 06****Population (April 1, 2000) 24,316**

Amount in whole numbers

<b>DIRECT EXPENDITURES OR OBLIGATIONS - TOTAL</b>	<b>140,770,060</b>
Defense	14,915,000
Non-defense	125,855,060
<b>Retirement and Disability Payments - Total</b>	<b>68,198,851</b>
Social Security	54,563,922
Federal retirement and disability payments	8,991,783
Veterans benefit payments	3,404,492
All other	1,238,654
<b>Other Direct Payments - Total</b>	<b>27,457,185</b>
Other direct payments for individuals	21,701,117
Food Stamps	597,983
Medicare	20,131,425
Unemployment Compensation Benefit Payments	-
Excess Earned Income Tax Credits	-
Lower Income Housing Assistance - Section 8 Moderate Rehabilitation	899,562
All other	72,147
Direct Payments Other Than For Individuals	5,756,068
<b>Grant Awards - Total</b>	<b>26,805,411</b>
Highway Planning and Construction	4,487,326
Family Support Payments to States (AFDC+TANF)	1,619,567
Medical Assistance Program (Medicaid)	16,349,240
Other	4,349,278
<b>Procurement Contract Awards - Total</b>	<b>3,247,765</b>
Defense	2,078,000
Non-Defense	1,169,765
<b>Salaries and Wages - Total</b>	<b>15,060,848</b>
Defense	10,307,000
Non-Defense	4,753,848
US Postal Service	3,873,848
Other	880,000
<b>OTHER FEDERAL ASSISTANCE - TOTAL</b>	<b>16,696,364</b>
Direct loans	2,609,909
Guaranteed loans	862,144
Insurance	13,224,311

**CONSOLIDATED FEDERAL FUNDS REPORT (CFFR): Fiscal Year 2001****Wisconsin****Kenosha County Congressional District: 01****Population (April 1, 2000) 149,577**

Amount in whole numbers

<b>DIRECT EXPENDITURES OR OBLIGATIONS - TOTAL</b>	<b>557,749,540</b>
Defense	25,446,000
Non-defense	532,303,540
<b>Retirement and Disability Payments - Total</b>	<b>279,552,741</b>
Social Security	245,644,844
Federal retirement and disability payments	20,652,744
Veterans benefit payments	10,123,540
All other	3,131,613
<b>Other Direct Payments - Total</b>	<b>139,784,151</b>
Other direct payments for individuals	133,054,368
Food Stamps	4,443,584
Medicare	103,097,417
Unemployment Compensation Benefit Payments	-
Excess Earned Income Tax Credits	-
Lower Income Housing Assistance - Section 8 Moderate Rehabilitation	17,872,879
All other	7,640,488
Direct Payments Other Than For Individuals	6,729,783
<b>Grant Awards - Total</b>	<b>90,252,507</b>
Highway Planning and Construction	3,636,078
Family Support Payments to States (AFDC+TANF)	10,863,177
Medical Assistance Program (Medicaid)	51,590,614
Other	24,162,638
<b>Procurement Contract Awards - Total</b>	<b>22,949,901</b>
Defense	8,797,000
Non-Defense	14,152,901
<b>Salaries and Wages - Total</b>	<b>25,210,240</b>
Defense	8,586,000
Non-Defense	16,624,240
US Postal Service	14,765,536
Other	1,858,704
<b>OTHER FEDERAL ASSISTANCE - TOTAL</b>	<b>130,891,716</b>
Direct loans	4,673,511
Guaranteed loans	92,563,109
Insurance	33,655,096

**CONSOLIDATED FEDERAL FUNDS REPORT (CFFR): Fiscal Year 2001****Wisconsin****Kewaunee County Congressional District: 08****Population (April 1, 2000) 20,187**

Amount in whole numbers

<b>DIRECT EXPENDITURES OR OBLIGATIONS - TOTAL</b>	<b>135,284,440</b>
Defense	1,402,000
Non-defense	133,882,440
<b>Retirement and Disability Payments - Total</b>	<b>41,186,232</b>
Social Security	37,620,987
Federal retirement and disability payments	2,127,532
Veterans benefit payments	1,039,009
All other	398,704
<b>Other Direct Payments - Total</b>	<b>22,162,584</b>
Other direct payments for individuals	15,394,413
Food Stamps	181,123
Medicare	14,367,120
Unemployment Compensation Benefit Payments	-
Excess Earned Income Tax Credits	-
Lower Income Housing Assistance - Section 8 Moderate Rehabilitation	786,880
All other	59,290
Direct Payments Other Than For Individuals	6,768,171
<b>Grant Awards - Total</b>	<b>15,770,883</b>
Highway Planning and Construction	6,112,003
Family Support Payments to States (AFDC+TANF)	635,058
Medical Assistance Program (Medicaid)	6,539,696
Other	2,484,126
<b>Procurement Contract Awards - Total</b>	<b>52,591,176</b>
Defense	26,000
Non-Defense	52,565,176
<b>Salaries and Wages - Total</b>	<b>3,573,565</b>
Defense	726,000
Non-Defense	2,847,565
US Postal Service	2,582,565
Other	265,000
<b>OTHER FEDERAL ASSISTANCE - TOTAL</b>	<b>16,775,423</b>
Direct loans	1,336,891
Guaranteed loans	5,485,854
Insurance	9,952,678

**CONSOLIDATED FEDERAL FUNDS REPORT (CFFR): Fiscal Year 2001****Wisconsin****La Crosse County Congressional District: 03****Population (April 1, 2000) 107,120**

Amount in whole numbers

<b>DIRECT EXPENDITURES OR OBLIGATIONS - TOTAL</b>	<b>441,021,392</b>
Defense	31,314,000
Non-defense	409,707,392
<b>Retirement and Disability Payments - Total</b>	<b>207,206,073</b>
Social Security	174,400,224
Federal retirement and disability payments	15,535,312
Veterans benefit payments	8,954,324
All other	8,316,213
<b>Other Direct Payments - Total</b>	<b>86,648,815</b>
Other direct payments for individuals	80,632,969
Food Stamps	2,920,601
Medicare	59,881,587
Unemployment Compensation Benefit Payments	-
Excess Earned Income Tax Credits	-
Lower Income Housing Assistance - Section 8 Moderate Rehabilitation	3,010,365
All other	14,820,416
Direct Payments Other Than For Individuals	6,015,846
<b>Grant Awards - Total</b>	<b>87,744,352</b>
Highway Planning and Construction	6,825,269
Family Support Payments to States (AFDC+TANF)	6,122,090
Medical Assistance Program (Medicaid)	45,414,396
Other	29,382,597
<b>Procurement Contract Awards - Total</b>	<b>30,909,761</b>
Defense	22,144,000
Non-Defense	8,765,761
<b>Salaries and Wages - Total</b>	<b>28,512,391</b>
Defense	2,738,000
Non-Defense	25,774,391
US Postal Service	15,888,391
Other	9,886,000
<b>OTHER FEDERAL ASSISTANCE - TOTAL</b>	<b>184,453,310</b>
Direct loans	2,716,971
Guaranteed loans	102,648,906
Insurance	79,087,433

**CONSOLIDATED FEDERAL FUNDS REPORT (CFFR): Fiscal Year 2001****Wisconsin****Lafayette County Congressional District: 02****Population (April 1, 2000) 16,137**

Amount in whole numbers

<b>DIRECT EXPENDITURES OR OBLIGATIONS - TOTAL</b>	<b>88,559,484</b>
Defense	4,081,000
Non-defense	84,478,484
<b>Retirement and Disability Payments - Total</b>	<b>30,357,742</b>
Social Security	28,012,354
Federal retirement and disability payments	1,144,774
Veterans benefit payments	1,055,890
All other	144,724
<b>Other Direct Payments - Total</b>	<b>34,576,333</b>
Other direct payments for individuals	12,392,435
Food Stamps	169,157
Medicare	11,726,206
Unemployment Compensation Benefit Payments	-
Excess Earned Income Tax Credits	-
Lower Income Housing Assistance - Section 8 Moderate Rehabilitation	270,862
All other	226,210
Direct Payments Other Than For Individuals	22,183,898
<b>Grant Awards - Total</b>	<b>16,064,668</b>
Highway Planning and Construction	3,794,851
Family Support Payments to States (AFDC+TANF)	678,735
Medical Assistance Program (Medicaid)	8,537,977
Other	3,053,105
<b>Procurement Contract Awards - Total</b>	<b>4,588,176</b>
Defense	3,794,000
Non-Defense	794,176
<b>Salaries and Wages - Total</b>	<b>2,972,565</b>
Defense	-
Non-Defense	2,972,565
US Postal Service	2,582,565
Other	390,000
<b>OTHER FEDERAL ASSISTANCE - TOTAL</b>	<b>47,238,134</b>
Direct loans	10,638,764
Guaranteed loans	9,609,412
Insurance	26,989,958

**CONSOLIDATED FEDERAL FUNDS REPORT (CFFR): Fiscal Year 2001****Wisconsin****Langlade County Congressional District: 08****Population (April 1, 2000) 20,740**

Amount in whole numbers

<b>DIRECT EXPENDITURES OR OBLIGATIONS - TOTAL</b>	<b>104,240,513</b>
Defense	2,547,000
Non-defense	101,693,513
<b>Retirement and Disability Payments - Total</b>	<b>54,503,148</b>
Social Security	46,839,183
Federal retirement and disability payments	3,643,018
Veterans benefit payments	2,337,624
All other	1,683,323
<b>Other Direct Payments - Total</b>	<b>21,794,772</b>
Other direct payments for individuals	19,900,546
Food Stamps	510,924
Medicare	18,691,767
Unemployment Compensation Benefit Payments	-
Excess Earned Income Tax Credits	-
Lower Income Housing Assistance - Section 8 Moderate Rehabilitation	668,628
All other	29,227
Direct Payments Other Than For Individuals	1,894,226
<b>Grant Awards - Total</b>	<b>23,694,238</b>
Highway Planning and Construction	530,391
Family Support Payments to States (AFDC+TANF)	1,821,166
Medical Assistance Program (Medicaid)	16,894,094
Other	4,448,587
<b>Procurement Contract Awards - Total</b>	<b>1,234,933</b>
Defense	548,000
Non-Defense	686,933
<b>Salaries and Wages - Total</b>	<b>3,013,422</b>
Defense	357,000
Non-Defense	2,656,422
US Postal Service	2,526,422
Other	130,000
<b>OTHER FEDERAL ASSISTANCE - TOTAL</b>	<b>8,519,722</b>
Direct loans	428,387
Guaranteed loans	2,674,464
Insurance	5,416,871



**CONSOLIDATED FEDERAL FUNDS REPORT (CFFR): Fiscal Year 2001****Wisconsin****Lincoln County Congressional District: 07****Population (April 1, 2000) 29,641**

Amount in whole numbers

<b>DIRECT EXPENDITURES OR OBLIGATIONS - TOTAL</b>	<b>135,635,946</b>
Defense	2,733,000
Non-defense	132,902,946
<b>Retirement and Disability Payments - Total</b>	<b>75,827,286</b>
Social Security	67,238,395
Federal retirement and disability payments	4,548,744
Veterans benefit payments	2,899,731
All other	1,140,416
<b>Other Direct Payments - Total</b>	<b>28,097,875</b>
Other direct payments for individuals	27,207,821
Food Stamps	462,493
Medicare	25,061,609
Unemployment Compensation Benefit Payments	-
Excess Earned Income Tax Credits	-
Lower Income Housing Assistance - Section 8 Moderate Rehabilitation	1,170,765
All other	512,954
Direct Payments Other Than For Individuals	890,054
<b>Grant Awards - Total</b>	<b>25,888,944</b>
Highway Planning and Construction	2,969,379
Family Support Payments to States (AFDC+TANF)	1,713,644
Medical Assistance Program (Medicaid)	16,894,094
Other	4,311,827
<b>Procurement Contract Awards - Total</b>	<b>1,069,279</b>
Defense	-
Non-Defense	1,069,279
<b>Salaries and Wages - Total</b>	<b>4,752,562</b>
Defense	694,000
Non-Defense	4,058,562
US Postal Service	3,761,562
Other	297,000
<b>OTHER FEDERAL ASSISTANCE - TOTAL</b>	<b>8,533,564</b>
Direct loans	213,266
Guaranteed loans	3,252,342
Insurance	5,067,956

**CONSOLIDATED FEDERAL FUNDS REPORT (CFFR): Fiscal Year 2001****Wisconsin****Manitowoc County Congressional District: 06 08****Population (April 1, 2000) 82,887**

Amount in whole numbers

<b>DIRECT EXPENDITURES OR OBLIGATIONS - TOTAL</b>	<b>344,253,069</b>
Defense	4,341,000
Non-defense	339,912,069
<b>Retirement and Disability Payments - Total</b>	<b>184,914,148</b>
Social Security	169,138,250
Federal retirement and disability payments	7,589,243
Veterans benefit payments	6,428,118
All other	1,758,537
<b>Other Direct Payments - Total</b>	<b>82,869,360</b>
Other direct payments for individuals	72,467,835
Food Stamps	984,330
Medicare	63,338,783
Unemployment Compensation Benefit Payments	-
Excess Earned Income Tax Credits	-
Lower Income Housing Assistance - Section 8 Moderate Rehabilitation	6,277,140
All other	1,867,582
Direct Payments Other Than For Individuals	10,401,525
<b>Grant Awards - Total</b>	<b>60,036,227</b>
Highway Planning and Construction	15,043,302
Family Support Payments to States (AFDC+TANF)	3,978,354
Medical Assistance Program (Medicaid)	34,151,666
Other	6,862,905
<b>Procurement Contract Awards - Total</b>	<b>4,220,305</b>
Defense	642,000
Non-Defense	3,578,305
<b>Salaries and Wages - Total</b>	<b>12,213,029</b>
Defense	637,000
Non-Defense	11,576,029
US Postal Service	9,544,263
Other	2,031,766
<b>OTHER FEDERAL ASSISTANCE - TOTAL</b>	<b>39,497,541</b>
Direct loans	4,069,125
Guaranteed loans	21,718,405
Insurance	13,710,011

---

**CONSOLIDATED FEDERAL FUNDS REPORT (CFFR): Fiscal Year 2001**
**Wisconsin****Marathon County Congressional District: 07***Population (April 1, 2000) 125,834*

Amount in whole numbers

---

<b>DIRECT EXPENDITURES OR OBLIGATIONS - TOTAL</b>	<b>480,781,532</b>
Defense	8,725,700
Non-defense	472,055,832
<b>Retirement and Disability Payments - Total</b>	<b>224,174,402</b>
Social Security	201,640,443
Federal retirement and disability payments	12,709,534
Veterans benefit payments	7,551,918
All other	2,272,507
<b>Other Direct Payments - Total</b>	<b>97,477,347</b>
Other direct payments for individuals	85,522,472
Food Stamps	2,788,267
Medicare	73,656,555
Unemployment Compensation Benefit Payments	-
Excess Earned Income Tax Credits	-
Lower Income Housing Assistance - Section 8 Moderate Rehabilitation	5,643,722
All other	3,433,928
Direct Payments Other Than For Individuals	11,954,875
<b>Grant Awards - Total</b>	<b>97,020,578</b>
Highway Planning and Construction	14,630,065
Family Support Payments to States (AFDC+TANF)	5,453,437
Medical Assistance Program (Medicaid)	52,862,182
Other	24,074,894
<b>Procurement Contract Awards - Total</b>	<b>29,286,411</b>
Defense	211,000
Non-Defense	29,075,411
<b>Salaries and Wages - Total</b>	<b>32,822,794</b>
Defense	3,262,000
Non-Defense	29,560,794
US Postal Service	26,667,794
Other	2,893,000
<b>OTHER FEDERAL ASSISTANCE - TOTAL</b>	<b>54,012,154</b>
Direct loans	1,331,311
Guaranteed loans	17,891,743
Insurance	34,789,100

---

**CONSOLIDATED FEDERAL FUNDS REPORT (CFFR): Fiscal Year 2001****Wisconsin****Marinette County Congressional District: 08****Population (April 1, 2000) 43,384**

Amount in whole numbers

<b>DIRECT EXPENDITURES OR OBLIGATIONS - TOTAL</b>	<b>311,395,168</b>
Defense	3,476,000
Non-defense	307,919,168
<b>Retirement and Disability Payments - Total</b>	<b>119,279,438</b>
Social Security	105,424,452
Federal retirement and disability payments	6,215,886
Veterans benefit payments	5,468,986
All other	2,170,114
<b>Other Direct Payments - Total</b>	<b>44,566,251</b>
Other direct payments for individuals	40,679,559
Food Stamps	927,088
Medicare	35,824,779
Unemployment Compensation Benefit Payments	-
Excess Earned Income Tax Credits	-
Lower Income Housing Assistance - Section 8 Moderate Rehabilitation	3,398,630
All other	529,062
Direct Payments Other Than For Individuals	3,886,692
<b>Grant Awards - Total</b>	<b>40,459,857</b>
Highway Planning and Construction	4,006,197
Family Support Payments to States (AFDC+TANF)	2,513,352
Medical Assistance Program (Medicaid)	27,975,206
Other	5,965,102
<b>Procurement Contract Awards - Total</b>	<b>97,086,455</b>
Defense	429,000
Non-Defense	96,657,455
<b>Salaries and Wages - Total</b>	<b>10,003,167</b>
Defense	363,000
Non-Defense	9,640,167
US Postal Service	6,344,127
Other	3,296,040
<b>OTHER FEDERAL ASSISTANCE - TOTAL</b>	<b>26,867,049</b>
Direct loans	3,383,818
Guaranteed loans	9,043,975
Insurance	14,439,256

**CONSOLIDATED FEDERAL FUNDS REPORT (CFFR): Fiscal Year 2001****Wisconsin****Marquette County Congressional District: 06****Population (April 1, 2000) 15,832**

Amount in whole numbers

<b>DIRECT EXPENDITURES OR OBLIGATIONS - TOTAL</b>	<b>92,377,991</b>
Defense	4,633,000
Non-defense	87,744,991
<b>Retirement and Disability Payments - Total</b>	<b>48,973,829</b>
Social Security	42,610,441
Federal retirement and disability payments	3,812,693
Veterans benefit payments	1,583,136
All other	967,559
<b>Other Direct Payments - Total</b>	<b>19,998,033</b>
Other direct payments for individuals	15,308,347
Food Stamps	266,332
Medicare	14,926,357
Unemployment Compensation Benefit Payments	-
Excess Earned Income Tax Credits	-
Lower Income Housing Assistance - Section 8 Moderate Rehabilitation	55,584
All other	60,074
Direct Payments Other Than For Individuals	4,689,686
<b>Grant Awards - Total</b>	<b>11,853,845</b>
Highway Planning and Construction	2,972,241
Family Support Payments to States (AFDC+TANF)	745,942
Medical Assistance Program (Medicaid)	6,176,460
Other	1,959,202
<b>Procurement Contract Awards - Total</b>	<b>8,597,148</b>
Defense	3,619,000
Non-Defense	4,978,148
<b>Salaries and Wages - Total</b>	<b>2,955,136</b>
Defense	-
Non-Defense	2,955,136
US Postal Service	2,807,136
Other	148,000
<b>OTHER FEDERAL ASSISTANCE - TOTAL</b>	<b>9,924,195</b>
Direct loans	1,364,379
Guaranteed loans	1,626,354
Insurance	6,933,462

**CONSOLIDATED FEDERAL FUNDS REPORT (CFFR): Fiscal Year 2001****Wisconsin****Menominee County Congressional District: 08****Population (April 1, 2000) 4,562**

Amount in whole numbers

<b>DIRECT EXPENDITURES OR OBLIGATIONS - TOTAL</b>	<b>35,747,088</b>
Defense	117,000
Non-defense	35,630,088
<b>Retirement and Disability Payments - Total</b>	<b>7,465,938</b>
Social Security	6,422,605
Federal retirement and disability payments	292,271
Veterans benefit payments	366,521
All other	384,541
<b>Other Direct Payments - Total</b>	<b>7,938,825</b>
Other direct payments for individuals	3,537,348
Food Stamps	492,015
Medicare	2,226,954
Unemployment Compensation Benefit Payments	-
Excess Earned Income Tax Credits	-
Lower Income Housing Assistance - Section 8 Moderate Rehabilitation	274,680
All other	543,699
Direct Payments Other Than For Individuals	4,401,477
<b>Grant Awards - Total</b>	<b>19,687,012</b>
Highway Planning and Construction	-
Family Support Payments to States (AFDC+TANF)	1,659,888
Medical Assistance Program (Medicaid)	4,178,179
Other	13,848,945
<b>Procurement Contract Awards - Total</b>	<b>123,457</b>
Defense	32,000
Non-Defense	91,457
<b>Salaries and Wages - Total</b>	<b>531,856</b>
Defense	-
Non-Defense	531,856
US Postal Service	336,856
Other	195,000
<b>OTHER FEDERAL ASSISTANCE - TOTAL</b>	<b>263,879</b>
Direct loans	51,139
Guaranteed loans	196,928
Insurance	15,812

**CONSOLIDATED FEDERAL FUNDS REPORT (CFFR): Fiscal Year 2001****Wisconsin****Milwaukee County Congressional District: 04 05****Population (April 1, 2000) 940,164**

Amount in whole numbers

<b>DIRECT EXPENDITURES OR OBLIGATIONS - TOTAL</b>	<b>5,373,321,400</b>
Defense	173,409,838
Non-defense	5,199,911,562
<b>Retirement and Disability Payments - Total</b>	<b>2,006,635,425</b>
Social Security	1,796,094,066
Federal retirement and disability payments	111,816,012
Veterans benefit payments	61,427,359
All other	37,297,988
<b>Other Direct Payments - Total</b>	<b>1,209,523,327</b>
Other direct payments for individuals	1,184,458,093
Food Stamps	76,862,682
Medicare	895,061,452
Unemployment Compensation Benefit Payments	-
Excess Earned Income Tax Credits	-
Lower Income Housing Assistance - Section 8 Moderate Rehabilitation	173,993,841
All other	38,540,118
Direct Payments Other Than For Individuals	25,065,234
<b>Grant Awards - Total</b>	<b>1,345,876,580</b>
Highway Planning and Construction	77,004,494
Family Support Payments to States (AFDC+TANF)	137,589,139
Medical Assistance Program (Medicaid)	686,119,622
Other	445,163,325
<b>Procurement Contract Awards - Total</b>	<b>258,770,503</b>
Defense	80,664,000
Non-Defense	178,106,503
<b>Salaries and Wages - Total</b>	<b>552,515,565</b>
Defense	67,018,000
Non-Defense	485,497,565
US Postal Service	283,801,477
Other	201,696,088
<b>OTHER FEDERAL ASSISTANCE - TOTAL</b>	<b>453,089,784</b>
Direct loans	83,355,692
Guaranteed loans	171,857,878
Insurance	197,876,214

**CONSOLIDATED FEDERAL FUNDS REPORT (CFFR): Fiscal Year 2001****Wisconsin****Monroe County Congressional District: 03 06****Population (April 1, 2000) 40,899**

Amount in whole numbers

<b>DIRECT EXPENDITURES OR OBLIGATIONS - TOTAL</b>	<b>289,345,127</b>
Defense	55,268,000
Non-defense	234,077,127
<b>Retirement and Disability Payments - Total</b>	<b>107,920,966</b>
Social Security	63,264,920
Federal retirement and disability payments	32,710,378
Veterans benefit payments	9,090,814
All other	2,854,854
<b>Other Direct Payments - Total</b>	<b>33,051,218</b>
Other direct payments for individuals	26,054,993
Food Stamps	806,060
Medicare	22,755,418
Unemployment Compensation Benefit Payments	-
Excess Earned Income Tax Credits	-
Lower Income Housing Assistance - Section 8 Moderate Rehabilitation	1,996,953
All other	496,562
Direct Payments Other Than For Individuals	6,996,225
<b>Grant Awards - Total</b>	<b>47,912,231</b>
Highway Planning and Construction	14,652,376
Family Support Payments to States (AFDC+TANF)	2,288,221
Medical Assistance Program (Medicaid)	24,523,740
Other	6,447,894
<b>Procurement Contract Awards - Total</b>	<b>30,544,867</b>
Defense	16,423,000
Non-Defense	14,121,867
<b>Salaries and Wages - Total</b>	<b>69,915,845</b>
Defense	32,547,000
Non-Defense	37,368,845
US Postal Service	5,052,845
Other	32,316,000
<b>OTHER FEDERAL ASSISTANCE - TOTAL</b>	<b>22,984,947</b>
Direct loans	2,272,944
Guaranteed loans	8,839,248
Insurance	11,872,755



**CONSOLIDATED FEDERAL FUNDS REPORT (CFFR): Fiscal Year 2001****Wisconsin****Oconto County Congressional District: 08****Population (April 1, 2000) 35,634**

Amount in whole numbers

<b>DIRECT EXPENDITURES OR OBLIGATIONS - TOTAL</b>	<b>141,456,438</b>
Defense	1,744,000
Non-defense	139,712,438
<b>Retirement and Disability Payments - Total</b>	<b>72,106,109</b>
Social Security	63,286,341
Federal retirement and disability payments	4,327,960
Veterans benefit payments	3,281,033
All other	1,210,775
<b>Other Direct Payments - Total</b>	<b>31,114,952</b>
Other direct payments for individuals	23,936,023
Food Stamps	552,094
Medicare	22,396,158
Unemployment Compensation Benefit Payments	-
Excess Earned Income Tax Credits	-
Lower Income Housing Assistance - Section 8 Moderate Rehabilitation	918,120
All other	69,651
Direct Payments Other Than For Individuals	7,178,929
<b>Grant Awards - Total</b>	<b>31,356,294</b>
Highway Planning and Construction	8,247,314
Family Support Payments to States (AFDC+TANF)	1,807,730
Medical Assistance Program (Medicaid)	16,530,858
Other	4,770,392
<b>Procurement Contract Awards - Total</b>	<b>1,325,951</b>
Defense	75,000
Non-Defense	1,250,951
<b>Salaries and Wages - Total</b>	<b>5,553,132</b>
Defense	-
Non-Defense	5,553,132
US Postal Service	4,379,132
Other	1,174,000
<b>OTHER FEDERAL ASSISTANCE - TOTAL</b>	<b>31,590,710</b>
Direct loans	2,480,541
Guaranteed loans	5,286,942
Insurance	23,823,227

**CONSOLIDATED FEDERAL FUNDS REPORT (CFFR): Fiscal Year 2001****Wisconsin****Oneida County Congressional District: 07 08****Population (April 1, 2000) 36,776**

Amount in whole numbers

<b>DIRECT EXPENDITURES OR OBLIGATIONS - TOTAL</b>	<b>193,543,226</b>
Defense	3,505,000
Non-defense	190,038,226
<b>Retirement and Disability Payments - Total</b>	<b>111,870,641</b>
Social Security	96,793,180
Federal retirement and disability payments	9,084,153
Veterans benefit payments	3,884,367
All other	2,108,941
<b>Other Direct Payments - Total</b>	<b>38,924,405</b>
Other direct payments for individuals	38,339,637
Food Stamps	776,945
Medicare	33,971,090
Unemployment Compensation Benefit Payments	-
Excess Earned Income Tax Credits	-
Lower Income Housing Assistance - Section 8 Moderate Rehabilitation	1,852,175
All other	1,739,427
Direct Payments Other Than For Individuals	584,768
<b>Grant Awards - Total</b>	<b>28,385,068</b>
Highway Planning and Construction	1,369,572
Family Support Payments to States (AFDC+TANF)	1,727,091
Medical Assistance Program (Medicaid)	17,984,044
Other	7,304,361
<b>Procurement Contract Awards - Total</b>	<b>1,695,269</b>
Defense	-
Non-Defense	1,695,269
<b>Salaries and Wages - Total</b>	<b>12,667,843</b>
Defense	336,000
Non-Defense	12,331,843
US Postal Service	5,838,843
Other	6,493,000
<b>OTHER FEDERAL ASSISTANCE - TOTAL</b>	<b>6,644,187</b>
Direct loans	920,960
Guaranteed loans	3,075,294
Insurance	2,647,933

**CONSOLIDATED FEDERAL FUNDS REPORT (CFFR): Fiscal Year 2001****Wisconsin****Outagamie County Congressional District: 06 08****Population (April 1, 2000) 160,971**

Amount in whole numbers

<b>DIRECT EXPENDITURES OR OBLIGATIONS - TOTAL</b>	<b>513,141,869</b>
Defense	10,806,000
Non-defense	502,335,869
<b>Retirement and Disability Payments - Total</b>	<b>285,786,525</b>
Social Security	263,363,306
Federal retirement and disability payments	11,173,008
Veterans benefit payments	8,575,743
All other	2,674,468
<b>Other Direct Payments - Total</b>	<b>99,621,005</b>
Other direct payments for individuals	86,112,821
Food Stamps	1,435,447
Medicare	72,393,589
Unemployment Compensation Benefit Payments	-
Excess Earned Income Tax Credits	-
Lower Income Housing Assistance - Section 8 Moderate Rehabilitation	7,552,755
All other	4,731,030
Direct Payments Other Than For Individuals	13,508,184
<b>Grant Awards - Total</b>	<b>85,900,145</b>
Highway Planning and Construction	11,301,724
Family Support Payments to States (AFDC+TANF)	5,124,144
Medical Assistance Program (Medicaid)	43,779,351
Other	25,694,926
<b>Procurement Contract Awards - Total</b>	<b>20,107,237</b>
Defense	6,372,000
Non-Defense	13,735,237
<b>Salaries and Wages - Total</b>	<b>21,726,957</b>
Defense	230,000
Non-Defense	21,496,957
US Postal Service	18,077,957
Other	3,419,000
<b>OTHER FEDERAL ASSISTANCE - TOTAL</b>	<b>102,076,946</b>
Direct loans	9,305,933
Guaranteed loans	52,195,866
Insurance	40,575,147

**CONSOLIDATED FEDERAL FUNDS REPORT (CFFR): Fiscal Year 2001****Wisconsin****Ozaukee County Congressional District: 09****Population (April 1, 2000) 82,317**

Amount in whole numbers

<b>DIRECT EXPENDITURES OR OBLIGATIONS - TOTAL</b>	<b>293,442,551</b>
Defense	36,719,000
Non-defense	256,723,551
<b>Retirement and Disability Payments - Total</b>	<b>163,053,381</b>
Social Security	149,215,693
Federal retirement and disability payments	8,910,424
Veterans benefit payments	3,350,407
All other	1,576,857
<b>Other Direct Payments - Total</b>	<b>60,223,660</b>
Other direct payments for individuals	56,559,783
Food Stamps	305,889
Medicare	48,529,716
Unemployment Compensation Benefit Payments	-
Excess Earned Income Tax Credits	-
Lower Income Housing Assistance - Section 8 Moderate Rehabilitation	5,719,774
All other	2,004,404
Direct Payments Other Than For Individuals	3,663,877
<b>Grant Awards - Total</b>	<b>23,709,014</b>
Highway Planning and Construction	10,264,894
Family Support Payments to States (AFDC+TANF)	1,051,714
Medical Assistance Program (Medicaid)	8,901,213
Other	3,491,193
<b>Procurement Contract Awards - Total</b>	<b>36,523,520</b>
Defense	33,406,000
Non-Defense	3,117,520
<b>Salaries and Wages - Total</b>	<b>9,932,976</b>
Defense	37,000
Non-Defense	9,895,976
US Postal Service	9,824,976
Other	71,000
<b>OTHER FEDERAL ASSISTANCE - TOTAL</b>	<b>95,814,051</b>
Direct loans	12,734,154
Guaranteed loans	11,923,980
Insurance	71,155,917

**CONSOLIDATED FEDERAL FUNDS REPORT (CFFR): Fiscal Year 2001****Wisconsin****Pepin County Congressional District: 03****Population (April 1, 2000) 7,213**

Amount in whole numbers

<b>DIRECT EXPENDITURES OR OBLIGATIONS - TOTAL</b>	<b>39,217,385</b>
Defense	404,000
Non-defense	38,813,385
<b>Retirement and Disability Payments - Total</b>	<b>16,603,284</b>
Social Security	14,630,211
Federal retirement and disability payments	1,094,527
Veterans benefit payments	533,283
All other	345,263
<b>Other Direct Payments - Total</b>	<b>11,059,190</b>
Other direct payments for individuals	6,784,530
Food Stamps	109,874
Medicare	6,471,508
Unemployment Compensation Benefit Payments	-
Excess Earned Income Tax Credits	-
Lower Income Housing Assistance - Section 8 Moderate Rehabilitation	-
All other	203,148
Direct Payments Other Than For Individuals	4,274,660
<b>Grant Awards - Total</b>	<b>6,367,041</b>
Highway Planning and Construction	28,800
Family Support Payments to States (AFDC+TANF)	349,377
Medical Assistance Program (Medicaid)	4,904,651
Other	1,084,213
<b>Procurement Contract Awards - Total</b>	<b>3,834,588</b>
Defense	-
Non-Defense	3,834,588
<b>Salaries and Wages - Total</b>	<b>1,353,282</b>
Defense	-
Non-Defense	1,353,282
US Postal Service	1,291,282
Other	62,000
<b>OTHER FEDERAL ASSISTANCE - TOTAL</b>	<b>7,054,800</b>
Direct loans	1,318,365
Guaranteed loans	292,980
Insurance	5,443,455

**CONSOLIDATED FEDERAL FUNDS REPORT (CFFR): Fiscal Year 2001****Wisconsin****Pierce County Congressional District: 03****Population (April 1, 2000) 36,804**

Amount in whole numbers

<b>DIRECT EXPENDITURES OR OBLIGATIONS - TOTAL</b>	<b>126,217,297</b>
Defense	3,215,000
Non-defense	123,002,297
<b>Retirement and Disability Payments - Total</b>	<b>61,027,302</b>
Social Security	53,599,941
Federal retirement and disability payments	4,159,056
Veterans benefit payments	2,184,293
All other	1,084,012
<b>Other Direct Payments - Total</b>	<b>33,976,125</b>
Other direct payments for individuals	23,443,585
Food Stamps	392,134
Medicare	18,480,307
Unemployment Compensation Benefit Payments	-
Excess Earned Income Tax Credits	-
Lower Income Housing Assistance - Section 8 Moderate Rehabilitation	837,792
All other	3,733,352
Direct Payments Other Than For Individuals	10,532,540
<b>Grant Awards - Total</b>	<b>21,806,230</b>
Highway Planning and Construction	588,574
Family Support Payments to States (AFDC+TANF)	1,132,353
Medical Assistance Program (Medicaid)	15,077,432
Other	5,007,871
<b>Procurement Contract Awards - Total</b>	<b>2,740,082</b>
Defense	555,000
Non-Defense	2,185,082
<b>Salaries and Wages - Total</b>	<b>6,667,558</b>
Defense	1,145,000
Non-Defense	5,522,558
US Postal Service	5,333,558
Other	189,000
<b>OTHER FEDERAL ASSISTANCE - TOTAL</b>	<b>37,117,362</b>
Direct loans	5,551,441
Guaranteed loans	11,274,280
Insurance	20,291,641

**CONSOLIDATED FEDERAL FUNDS REPORT (CFFR): Fiscal Year 2001****Wisconsin****Polk County Congressional District: 03 07****Population (April 1, 2000) 41,319**

Amount in whole numbers

<b>DIRECT EXPENDITURES OR OBLIGATIONS - TOTAL</b>	<b>172,951,947</b>
Defense	3,674,000
Non-defense	169,277,947
<b>Retirement and Disability Payments - Total</b>	<b>85,915,879</b>
Social Security	73,854,333
Federal retirement and disability payments	6,653,697
Veterans benefit payments	3,912,614
All other	1,495,235
<b>Other Direct Payments - Total</b>	<b>39,152,857</b>
Other direct payments for individuals	31,047,575
Food Stamps	883,136
Medicare	28,532,038
Unemployment Compensation Benefit Payments	-
Excess Earned Income Tax Credits	-
Lower Income Housing Assistance - Section 8 Moderate Rehabilitation	958,386
All other	674,015
Direct Payments Other Than For Individuals	8,105,282
<b>Grant Awards - Total</b>	<b>37,058,713</b>
Highway Planning and Construction	9,230,203
Family Support Payments to States (AFDC+TANF)	2,305,027
Medical Assistance Program (Medicaid)	19,619,089
Other	5,904,394
<b>Procurement Contract Awards - Total</b>	<b>3,226,512</b>
Defense	1,456,000
Non-Defense	1,770,512
<b>Salaries and Wages - Total</b>	<b>7,597,986</b>
Defense	-
Non-Defense	7,597,986
US Postal Service	5,894,986
Other	1,703,000
<b>OTHER FEDERAL ASSISTANCE - TOTAL</b>	<b>24,517,285</b>
Direct loans	4,469,695
Guaranteed loans	7,146,303
Insurance	12,901,287

**CONSOLIDATED FEDERAL FUNDS REPORT (CFFR): Fiscal Year 2001****Wisconsin****Portage County Congressional District: 07****Population (April 1, 2000) 67,182**

Amount in whole numbers

<b>DIRECT EXPENDITURES OR OBLIGATIONS - TOTAL</b>	<b>242,012,943</b>
Defense	3,878,000
Non-defense	238,134,943
<b>Retirement and Disability Payments - Total</b>	<b>111,855,538</b>
Social Security	95,802,952
Federal retirement and disability payments	5,796,827
Veterans benefit payments	4,594,143
All other	5,661,616
<b>Other Direct Payments - Total</b>	<b>54,813,667</b>
Other direct payments for individuals	49,231,928
Food Stamps	1,560,383
Medicare	33,007,126
Unemployment Compensation Benefit Payments	-
Excess Earned Income Tax Credits	-
Lower Income Housing Assistance - Section 8 Moderate Rehabilitation	2,212,850
All other	12,451,569
Direct Payments Other Than For Individuals	5,581,739
<b>Grant Awards - Total</b>	<b>43,080,127</b>
Highway Planning and Construction	6,308,386
Family Support Payments to States (AFDC+TANF)	2,462,944
Medical Assistance Program (Medicaid)	22,888,695
Other	11,420,102
<b>Procurement Contract Awards - Total</b>	<b>19,984,773</b>
Defense	245,000
Non-Defense	19,739,773
<b>Salaries and Wages - Total</b>	<b>12,278,838</b>
Defense	1,102,000
Non-Defense	11,176,838
US Postal Service	7,803,838
Other	3,373,000
<b>OTHER FEDERAL ASSISTANCE - TOTAL</b>	<b>34,771,132</b>
Direct loans	1,374,845
Guaranteed loans	4,439,275
Insurance	28,957,012



**CONSOLIDATED FEDERAL FUNDS REPORT (CFFR): Fiscal Year 2001****Wisconsin****Price County Congressional District: 07****Population (April 1, 2000) 15,822**

Amount in whole numbers

<b>DIRECT EXPENDITURES OR OBLIGATIONS - TOTAL</b>	<b>81,738,670</b>
Defense	1,368,000
Non-defense	80,370,670
<b>Retirement and Disability Payments - Total</b>	<b>42,860,301</b>
Social Security	36,253,557
Federal retirement and disability payments	4,080,196
Veterans benefit payments	1,925,728
All other	600,820
<b>Other Direct Payments - Total</b>	<b>15,983,493</b>
Other direct payments for individuals	15,480,516
Food Stamps	401,062
Medicare	14,004,826
Unemployment Compensation Benefit Payments	-
Excess Earned Income Tax Credits	-
Lower Income Housing Assistance - Section 8 Moderate Rehabilitation	551,120
All other	523,508
Direct Payments Other Than For Individuals	502,977
<b>Grant Awards - Total</b>	<b>16,562,521</b>
Highway Planning and Construction	1,086,774
Family Support Payments to States (AFDC+TANF)	809,784
Medical Assistance Program (Medicaid)	12,352,679
Other	2,313,284
<b>Procurement Contract Awards - Total</b>	<b>1,042,933</b>
Defense	-
Non-Defense	1,042,933
<b>Salaries and Wages - Total</b>	<b>5,289,422</b>
Defense	-
Non-Defense	5,289,422
US Postal Service	2,526,422
Other	2,763,000
<b>OTHER FEDERAL ASSISTANCE - TOTAL</b>	<b>4,639,944</b>
Direct loans	370,668
Guaranteed loans	1,962,931
Insurance	2,306,345

**CONSOLIDATED FEDERAL FUNDS REPORT (CFFR): Fiscal Year 2001****Wisconsin****Racine County Congressional District: 01****Population (April 1, 2000) 188,831**

Amount in whole numbers

<b>DIRECT EXPENDITURES OR OBLIGATIONS - TOTAL</b>	<b>766,447,313</b>
Defense	17,990,000
Non-defense	748,457,313
<b>Retirement and Disability Payments - Total</b>	<b>394,622,627</b>
Social Security	366,313,727
Federal retirement and disability payments	16,330,562
Veterans benefit payments	8,838,822
All other	3,139,516
<b>Other Direct Payments - Total</b>	<b>164,363,025</b>
Other direct payments for individuals	155,447,197
Food Stamps	5,591,861
Medicare	126,913,656
Unemployment Compensation Benefit Payments	-
Excess Earned Income Tax Credits	-
Lower Income Housing Assistance - Section 8 Moderate Rehabilitation	17,656,590
All other	5,285,090
Direct Payments Other Than For Individuals	8,915,828
<b>Grant Awards - Total</b>	<b>166,367,896</b>
Highway Planning and Construction	19,938,107
Family Support Payments to States (AFDC+TANF)	15,637,878
Medical Assistance Program (Medicaid)	84,652,331
Other	46,139,580
<b>Procurement Contract Awards - Total</b>	<b>16,075,526</b>
Defense	9,208,000
Non-Defense	6,867,526
<b>Salaries and Wages - Total</b>	<b>25,018,239</b>
Defense	1,833,000
Non-Defense	23,185,239
US Postal Service	19,762,239
Other	3,423,000
<b>OTHER FEDERAL ASSISTANCE - TOTAL</b>	<b>112,052,766</b>
Direct loans	8,184,628
Guaranteed loans	62,383,054
Insurance	41,485,084

**CONSOLIDATED FEDERAL FUNDS REPORT (CFFR): Fiscal Year 2001****Wisconsin****Richland County Congressional District: 02****Population (April 1, 2000) 17,924**

Amount in whole numbers

<b>DIRECT EXPENDITURES OR OBLIGATIONS - TOTAL</b>	<b>79,539,979</b>
Defense	1,065,000
Non-defense	78,474,979
<b>Retirement and Disability Payments - Total</b>	<b>37,395,487</b>
Social Security	32,609,062
Federal retirement and disability payments	3,036,130
Veterans benefit payments	1,530,154
All other	220,141
<b>Other Direct Payments - Total</b>	<b>19,867,438</b>
Other direct payments for individuals	14,122,330
Food Stamps	388,506
Medicare	12,488,825
Unemployment Compensation Benefit Payments	-
Excess Earned Income Tax Credits	-
Lower Income Housing Assistance - Section 8 Moderate Rehabilitation	1,096,869
All other	148,130
Direct Payments Other Than For Individuals	5,745,108
<b>Grant Awards - Total</b>	<b>18,600,856</b>
Highway Planning and Construction	514,038
Family Support Payments to States (AFDC+TANF)	1,333,951
Medical Assistance Program (Medicaid)	13,805,864
Other	2,947,003
<b>Procurement Contract Awards - Total</b>	<b>790,204</b>
Defense	99,000
Non-Defense	691,204
<b>Salaries and Wages - Total</b>	<b>2,885,994</b>
Defense	-
Non-Defense	2,885,994
US Postal Service	2,357,994
Other	528,000
<b>OTHER FEDERAL ASSISTANCE - TOTAL</b>	<b>10,177,237</b>
Direct loans	1,264,372
Guaranteed loans	1,831,594
Insurance	7,081,271

**CONSOLIDATED FEDERAL FUNDS REPORT (CFFR): Fiscal Year 2001****Wisconsin****Rock County Congressional District: 01****Population (April 1, 2000) 152,307**

Amount in whole numbers

<b>DIRECT EXPENDITURES OR OBLIGATIONS - TOTAL</b>	<b>650,371,836</b>
Defense	48,776,000
Non-defense	601,595,836
<b>Retirement and Disability Payments - Total</b>	<b>307,865,851</b>
Social Security	283,207,029
Federal retirement and disability payments	11,965,228
Veterans benefit payments	9,827,171
All other	2,866,423
<b>Other Direct Payments - Total</b>	<b>150,297,102</b>
Other direct payments for individuals	121,156,418
Food Stamps	4,260,753
Medicare	101,554,796
Unemployment Compensation Benefit Payments	-
Excess Earned Income Tax Credits	-
Lower Income Housing Assistance - Section 8 Moderate Rehabilitation	11,611,110
All other	3,729,759
Direct Payments Other Than For Individuals	29,140,684
<b>Grant Awards - Total</b>	<b>121,382,403</b>
Highway Planning and Construction	6,975,525
Family Support Payments to States (AFDC+TANF)	11,908,171
Medical Assistance Program (Medicaid)	75,206,023
Other	27,292,684
<b>Procurement Contract Awards - Total</b>	<b>50,786,377</b>
Defense	42,399,000
Non-Defense	8,387,377
<b>Salaries and Wages - Total</b>	<b>20,040,103</b>
Defense	1,358,000
Non-Defense	18,682,103
US Postal Service	16,955,103
Other	1,727,000
<b>OTHER FEDERAL ASSISTANCE - TOTAL</b>	<b>90,098,318</b>
Direct loans	6,425,218
Guaranteed loans	28,178,660
Insurance	55,494,440

**CONSOLIDATED FEDERAL FUNDS REPORT (CFFR): Fiscal Year 2001****Wisconsin****Rusk County Congressional District: 07****Population (April 1, 2000) 15,347**

Amount in whole numbers

<b>DIRECT EXPENDITURES OR OBLIGATIONS - TOTAL</b>	<b>80,112,515</b>
Defense	975,000
Non-defense	79,137,515
<b>Retirement and Disability Payments - Total</b>	<b>37,740,328</b>
Social Security	31,864,310
Federal retirement and disability payments	2,397,200
Veterans benefit payments	2,250,477
All other	1,228,341
<b>Other Direct Payments - Total</b>	<b>14,973,782</b>
Other direct payments for individuals	13,245,687
Food Stamps	597,268
Medicare	11,329,630
Unemployment Compensation Benefit Payments	-
Excess Earned Income Tax Credits	-
Lower Income Housing Assistance - Section 8 Moderate Rehabilitation	427,200
All other	891,589
Direct Payments Other Than For Individuals	1,728,095
<b>Grant Awards - Total</b>	<b>23,464,050</b>
Highway Planning and Construction	1,611,675
Family Support Payments to States (AFDC+TANF)	1,354,116
Medical Assistance Program (Medicaid)	14,169,342
Other	6,328,917
<b>Procurement Contract Awards - Total</b>	<b>803,933</b>
Defense	-
Non-Defense	803,933
<b>Salaries and Wages - Total</b>	<b>3,130,422</b>
Defense	243,000
Non-Defense	2,887,422
US Postal Service	2,526,422
Other	361,000
<b>OTHER FEDERAL ASSISTANCE - TOTAL</b>	<b>11,183,663</b>
Direct loans	742,323
Guaranteed loans	4,543,147
Insurance	5,898,193

**CONSOLIDATED FEDERAL FUNDS REPORT (CFFR): Fiscal Year 2001****Wisconsin****St. Croix County Congressional District: 03****Population (April 1, 2000) 63,155**

Amount in whole numbers

<b>DIRECT EXPENDITURES OR OBLIGATIONS - TOTAL</b>	<b>170,592,450</b>
Defense	3,651,000
Non-defense	166,941,450
<b>Retirement and Disability Payments - Total</b>	<b>87,920,340</b>
Social Security	74,258,181
Federal retirement and disability payments	7,157,960
Veterans benefit payments	3,843,045
All other	2,661,154
<b>Other Direct Payments - Total</b>	<b>42,196,403</b>
Other direct payments for individuals	28,896,308
Food Stamps	531,776
Medicare	26,216,496
Unemployment Compensation Benefit Payments	-
Excess Earned Income Tax Credits	-
Lower Income Housing Assistance - Section 8 Moderate Rehabilitation	1,564,298
All other	583,738
Direct Payments Other Than For Individuals	13,300,095
<b>Grant Awards - Total</b>	<b>26,638,096</b>
Highway Planning and Construction	7,972,424
Family Support Payments to States (AFDC+TANF)	1,444,842
Medical Assistance Program (Medicaid)	13,079,392
Other	4,141,438
<b>Procurement Contract Awards - Total</b>	<b>4,699,773</b>
Defense	557,000
Non-Defense	4,142,773
<b>Salaries and Wages - Total</b>	<b>9,137,838</b>
Defense	346,000
Non-Defense	8,791,838
US Postal Service	7,803,838
Other	988,000
<b>OTHER FEDERAL ASSISTANCE - TOTAL</b>	<b>79,310,290</b>
Direct loans	7,707,316
Guaranteed loans	47,671,350
Insurance	23,931,624

**CONSOLIDATED FEDERAL FUNDS REPORT (CFFR): Fiscal Year 2001****Wisconsin****Sauk County Congressional District: 02****Population (April 1, 2000) 55,225**

Amount in whole numbers

<b>DIRECT EXPENDITURES OR OBLIGATIONS - TOTAL</b>	<b>231,853,077</b>
Defense	10,466,000
Non-defense	221,387,077
<b>Retirement and Disability Payments - Total</b>	<b>113,324,888</b>
Social Security	100,584,360
Federal retirement and disability payments	7,917,015
Veterans benefit payments	3,789,145
All other	1,034,368
<b>Other Direct Payments - Total</b>	<b>57,245,073</b>
Other direct payments for individuals	45,163,301
Food Stamps	784,525
Medicare	39,559,954
Unemployment Compensation Benefit Payments	-
Excess Earned Income Tax Credits	-
Lower Income Housing Assistance - Section 8 Moderate Rehabilitation	3,957,127
All other	861,695
Direct Payments Other Than For Individuals	12,081,772
<b>Grant Awards - Total</b>	<b>43,229,433</b>
Highway Planning and Construction	10,822,710
Family Support Payments to States (AFDC+TANF)	2,469,667
Medical Assistance Program (Medicaid)	23,252,173
Other	6,684,883
<b>Procurement Contract Awards - Total</b>	<b>9,163,558</b>
Defense	6,813,000
Non-Defense	2,350,558
<b>Salaries and Wages - Total</b>	<b>8,890,125</b>
Defense	804,000
Non-Defense	8,086,125
US Postal Service	7,523,125
Other	563,000
<b>OTHER FEDERAL ASSISTANCE - TOTAL</b>	<b>33,974,015</b>
Direct loans	2,752,762
Guaranteed loans	11,844,451
Insurance	19,376,802

---

**CONSOLIDATED FEDERAL FUNDS REPORT (CFFR): Fiscal Year 2001**
**Wisconsin****Sawyer County Congressional District: 07****Population (April 1, 2000) 16,196**

Amount in whole numbers

---

<b>DIRECT EXPENDITURES OR OBLIGATIONS - TOTAL</b>	<b>98,099,898</b>
Defense	2,662,000
Non-defense	95,437,898
<b>Retirement and Disability Payments - Total</b>	<b>44,349,471</b>
Social Security	36,317,451
Federal retirement and disability payments	4,766,081
Veterans benefit payments	2,277,988
All other	987,951
<b>Other Direct Payments - Total</b>	<b>22,020,645</b>
Other direct payments for individuals	16,808,520
Food Stamps	742,067
Medicare	13,712,880
Unemployment Compensation Benefit Payments	-
Excess Earned Income Tax Credits	-
Lower Income Housing Assistance - Section 8 Moderate Rehabilitation	1,394,627
All other	958,946
Direct Payments Other Than For Individuals	5,212,125
<b>Grant Awards - Total</b>	<b>26,494,341</b>
Highway Planning and Construction	249,939
Family Support Payments to States (AFDC+TANF)	1,710,293
Medical Assistance Program (Medicaid)	12,534,297
Other	11,999,812
<b>Procurement Contract Awards - Total</b>	<b>855,877</b>
Defense	-
Non-Defense	855,877
<b>Salaries and Wages - Total</b>	<b>4,379,564</b>
Defense	614,000
Non-Defense	3,765,564
US Postal Service	2,975,564
Other	790,000
<b>OTHER FEDERAL ASSISTANCE - TOTAL</b>	<b>13,341,842</b>
Direct loans	1,054,023
Guaranteed loans	4,881,550
Insurance	7,406,269

---



**CONSOLIDATED FEDERAL FUNDS REPORT (CFFR): Fiscal Year 2001****Wisconsin****Shawano County Congressional District: 08****Population (April 1, 2000) 40,664**

Amount in whole numbers

<b>DIRECT EXPENDITURES OR OBLIGATIONS - TOTAL</b>	<b>172,706,890</b>
Defense	1,739,000
Non-defense	170,967,890
<b>Retirement and Disability Payments - Total</b>	<b>89,291,555</b>
Social Security	78,439,243
Federal retirement and disability payments	5,445,298
Veterans benefit payments	3,879,945
All other	1,527,069
<b>Other Direct Payments - Total</b>	<b>38,822,298</b>
Other direct payments for individuals	29,915,069
Food Stamps	568,530
Medicare	28,023,265
Unemployment Compensation Benefit Payments	-
Excess Earned Income Tax Credits	-
Lower Income Housing Assistance -	
Section 8 Moderate Rehabilitation	398,569
All other	924,705
Direct Payments Other Than For Individuals	8,907,229
<b>Grant Awards - Total</b>	<b>36,607,311</b>
Highway Planning and Construction	2,004,325
Family Support Payments to States (AFDC+TANF)	2,049,660
Medical Assistance Program (Medicaid)	25,976,925
Other	6,576,401
<b>Procurement Contract Awards - Total</b>	<b>1,611,026</b>
Defense	8,000
Non-Defense	1,603,026
<b>Salaries and Wages - Total</b>	<b>6,374,700</b>
Defense	-
Non-Defense	6,374,700
US Postal Service	5,782,700
Other	592,000
<b>OTHER FEDERAL ASSISTANCE - TOTAL</b>	<b>29,919,452</b>
Direct loans	3,399,357
Guaranteed loans	12,011,241
Insurance	14,508,854

**CONSOLIDATED FEDERAL FUNDS REPORT (CFFR): Fiscal Year 2001****Wisconsin****Sheboygan County Congressional District: 06 09****Population (April 1, 2000) 112,646**

Amount in whole numbers

<b>DIRECT EXPENDITURES OR OBLIGATIONS - TOTAL</b>	<b>428,743,758</b>
Defense	9,834,000
Non-defense	418,909,758
<b>Retirement and Disability Payments - Total</b>	<b>227,834,272</b>
Social Security	210,566,120
Federal retirement and disability payments	9,907,818
Veterans benefit payments	6,036,470
All other	1,323,864
<b>Other Direct Payments - Total</b>	<b>87,087,885</b>
Other direct payments for individuals	79,200,178
Food Stamps	1,279,341
Medicare	69,730,244
Unemployment Compensation Benefit Payments	-
Excess Earned Income Tax Credits	-
Lower Income Housing Assistance - Section 8 Moderate Rehabilitation	6,232,968
All other	1,957,625
Direct Payments Other Than For Individuals	7,887,707
<b>Grant Awards - Total</b>	<b>59,788,569</b>
Highway Planning and Construction	10,645,750
Family Support Payments to States (AFDC+TANF)	4,378,202
Medical Assistance Program (Medicaid)	33,788,189
Other	10,976,428
<b>Procurement Contract Awards - Total</b>	<b>40,326,528</b>
Defense	5,518,000
Non-Defense	34,808,528
<b>Salaries and Wages - Total</b>	<b>13,706,504</b>
Defense	249,000
Non-Defense	13,457,504
US Postal Service	12,295,256
Other	1,162,248
<b>OTHER FEDERAL ASSISTANCE - TOTAL</b>	<b>59,855,526</b>
Direct loans	1,549,583
Guaranteed loans	29,867,416
Insurance	28,438,527

**CONSOLIDATED FEDERAL FUNDS REPORT (CFFR): Fiscal Year 2001****Wisconsin****Taylor County Congressional District: 07****Population (April 1, 2000) 19,680**

Amount in whole numbers

<b>DIRECT EXPENDITURES OR OBLIGATIONS - TOTAL</b>	<b>72,222,320</b>
Defense	1,579,000
Non-defense	70,643,320
<b>Retirement and Disability Payments - Total</b>	<b>36,657,562</b>
Social Security	32,418,556
Federal retirement and disability payments	2,357,101
Veterans benefit payments	1,686,387
All other	195,518
<b>Other Direct Payments - Total</b>	<b>17,660,358</b>
Other direct payments for individuals	14,222,026
Food Stamps	369,938
Medicare	13,353,667
Unemployment Compensation Benefit Payments	-
Excess Earned Income Tax Credits	-
Lower Income Housing Assistance - Section 8 Moderate Rehabilitation	408,894
All other	89,527
Direct Payments Other Than For Individuals	3,438,332
<b>Grant Awards - Total</b>	<b>12,488,888</b>
Highway Planning and Construction	225,591
Family Support Payments to States (AFDC+TANF)	672,011
Medical Assistance Program (Medicaid)	8,901,213
Other	2,690,073
<b>Procurement Contract Awards - Total</b>	<b>891,662</b>
Defense	88,000
Non-Defense	803,662
<b>Salaries and Wages - Total</b>	<b>4,523,850</b>
Defense	578,000
Non-Defense	3,945,850
US Postal Service	2,694,850
Other	1,251,000
<b>OTHER FEDERAL ASSISTANCE - TOTAL</b>	<b>6,893,735</b>
Direct loans	977,175
Guaranteed loans	2,653,632
Insurance	3,262,928

**CONSOLIDATED FEDERAL FUNDS REPORT (CFFR): Fiscal Year 2001****Wisconsin****Trempealeau County Congressional District: 03****Population (April 1, 2000) 27,010**

Amount in whole numbers

<b>DIRECT EXPENDITURES OR OBLIGATIONS - TOTAL</b>	<b>136,607,249</b>
Defense	2,272,000
Non-defense	134,335,249
<b>Retirement and Disability Payments - Total</b>	<b>61,015,582</b>
Social Security	54,201,637
Federal retirement and disability payments	4,012,893
Veterans benefit payments	1,967,730
All other	833,322
<b>Other Direct Payments - Total</b>	<b>35,203,923</b>
Other direct payments for individuals	23,258,103
Food Stamps	686,715
Medicare	20,542,029
Unemployment Compensation Benefit Payments	-
Excess Earned Income Tax Credits	-
Lower Income Housing Assistance - Section 8 Moderate Rehabilitation	1,089,504
All other	939,855
Direct Payments Other Than For Individuals	11,945,820
<b>Grant Awards - Total</b>	<b>32,704,275</b>
Highway Planning and Construction	3,245,754
Family Support Payments to States (AFDC+TANF)	1,414,607
Medical Assistance Program (Medicaid)	22,343,841
Other	5,700,073
<b>Procurement Contract Awards - Total</b>	<b>1,346,194</b>
Defense	111,000
Non-Defense	1,235,194
<b>Salaries and Wages - Total</b>	<b>6,337,275</b>
Defense	707,000
Non-Defense	5,630,275
US Postal Service	4,435,275
Other	1,195,000
<b>OTHER FEDERAL ASSISTANCE - TOTAL</b>	<b>30,742,906</b>
Direct loans	5,918,767
Guaranteed loans	6,285,840
Insurance	18,538,299

**CONSOLIDATED FEDERAL FUNDS REPORT (CFFR): Fiscal Year 2001****Wisconsin****Vernon County Congressional District: 03****Population (April 1, 2000) 28,056**

Amount in whole numbers

<b>DIRECT EXPENDITURES OR OBLIGATIONS - TOTAL</b>	<b>137,078,050</b>
Defense	6,713,000
Non-defense	130,365,050
<b>Retirement and Disability Payments - Total</b>	<b>61,843,440</b>
Social Security	53,749,287
Federal retirement and disability payments	4,309,132
Veterans benefit payments	2,814,831
All other	970,190
<b>Other Direct Payments - Total</b>	<b>27,820,175</b>
Other direct payments for individuals	19,857,878
Food Stamps	501,916
Medicare	18,179,472
Unemployment Compensation Benefit Payments	-
Excess Earned Income Tax Credits	-
Lower Income Housing Assistance - Section 8 Moderate Rehabilitation	749,440
All other	427,050
Direct Payments Other Than For Individuals	7,962,297
<b>Grant Awards - Total</b>	<b>35,073,509</b>
Highway Planning and Construction	3,791,038
Family Support Payments to States (AFDC+TANF)	1,525,481
Medical Assistance Program (Medicaid)	23,978,644
Other	5,778,346
<b>Procurement Contract Awards - Total</b>	<b>6,579,222</b>
Defense	4,404,000
Non-Defense	2,175,222
<b>Salaries and Wages - Total</b>	<b>5,761,704</b>
Defense	827,000
Non-Defense	4,934,704
US Postal Service	4,210,704
Other	724,000
<b>OTHER FEDERAL ASSISTANCE - TOTAL</b>	<b>51,647,614</b>
Direct loans	3,264,311
Guaranteed loans	40,060,011
Insurance	8,323,292

**CONSOLIDATED FEDERAL FUNDS REPORT (CFFR): Fiscal Year 2001****Wisconsin****Vilas County Congressional District: 08****Population (April 1, 2000) 21,033**

Amount in whole numbers

<b>DIRECT EXPENDITURES OR OBLIGATIONS - TOTAL</b>	<b>124,791,233</b>
Defense	1,377,000
Non-defense	123,414,233
<b>Retirement and Disability Payments - Total</b>	<b>68,224,602</b>
Social Security	59,774,178
Federal retirement and disability payments	4,745,885
Veterans benefit payments	2,551,298
All other	1,153,241
<b>Other Direct Payments - Total</b>	<b>24,098,843</b>
Other direct payments for individuals	22,813,980
Food Stamps	280,846
Medicare	21,542,428
Unemployment Compensation Benefit Payments	-
Excess Earned Income Tax Credits	-
Lower Income Housing Assistance - Section 8 Moderate Rehabilitation	401,792
All other	588,914
Direct Payments Other Than For Individuals	1,284,863
<b>Grant Awards - Total</b>	<b>27,796,961</b>
Highway Planning and Construction	4,814,107
Family Support Payments to States (AFDC+TANF)	715,696
Medical Assistance Program (Medicaid)	9,809,544
Other	12,457,614
<b>Procurement Contract Awards - Total</b>	<b>858,120</b>
Defense	-
Non-Defense	858,120
<b>Salaries and Wages - Total</b>	<b>3,812,707</b>
Defense	-
Non-Defense	3,812,707
US Postal Service	3,031,707
Other	781,000
<b>OTHER FEDERAL ASSISTANCE - TOTAL</b>	<b>3,662,754</b>
Direct loans	1,147,950
Guaranteed loans	1,475,875
Insurance	1,038,929

**CONSOLIDATED FEDERAL FUNDS REPORT (CFFR): Fiscal Year 2001****Wisconsin****Walworth County Congressional District: 01****Population (April 1, 2000) 93,759**

Amount in whole numbers

<b>DIRECT EXPENDITURES OR OBLIGATIONS - TOTAL</b>	<b>309,530,731</b>
Defense	4,442,000
Non-defense	305,088,731
<b>Retirement and Disability Payments - Total</b>	<b>169,548,578</b>
Social Security	154,385,780
Federal retirement and disability payments	8,383,032
Veterans benefit payments	4,961,915
All other	1,817,851
<b>Other Direct Payments - Total</b>	<b>84,407,701</b>
Other direct payments for individuals	67,553,768
Food Stamps	969,043
Medicare	56,816,716
Unemployment Compensation Benefit Payments	-
Excess Earned Income Tax Credits	-
Lower Income Housing Assistance - Section 8 Moderate Rehabilitation	4,633,256
All other	5,134,753
Direct Payments Other Than For Individuals	16,853,933
<b>Grant Awards - Total</b>	<b>39,722,242</b>
Highway Planning and Construction	4,547,035
Family Support Payments to States (AFDC+TANF)	2,755,271
Medical Assistance Program (Medicaid)	24,160,504
Other	8,259,432
<b>Procurement Contract Awards - Total</b>	<b>3,671,379</b>
Defense	614,000
Non-Defense	3,057,379
<b>Salaries and Wages - Total</b>	<b>12,180,831</b>
Defense	882,000
Non-Defense	11,298,831
US Postal Service	10,947,831
Other	351,000
<b>OTHER FEDERAL ASSISTANCE - TOTAL</b>	<b>73,045,362</b>
Direct loans	24,041,358
Guaranteed loans	26,550,602
Insurance	22,453,402

**CONSOLIDATED FEDERAL FUNDS REPORT (CFFR): Fiscal Year 2001****Wisconsin****Washburn County Congressional District: 07****Population (April 1, 2000) 16,036**

Amount in whole numbers

<b>DIRECT EXPENDITURES OR OBLIGATIONS - TOTAL</b>	<b>110,121,030</b>
Defense	6,497,000
Non-defense	103,624,030
<b>Retirement and Disability Payments - Total</b>	<b>55,934,501</b>
Social Security	45,906,279
Federal retirement and disability payments	4,146,105
Veterans benefit payments	3,141,166
All other	2,740,951
<b>Other Direct Payments - Total</b>	<b>18,873,306</b>
Other direct payments for individuals	17,207,898
Food Stamps	395,801
Medicare	13,577,301
Unemployment Compensation Benefit Payments	-
Excess Earned Income Tax Credits	-
Lower Income Housing Assistance - Section 8 Moderate Rehabilitation	265,536
All other	2,969,260
Direct Payments Other Than For Individuals	1,665,408
<b>Grant Awards - Total</b>	<b>21,769,040</b>
Highway Planning and Construction	2,022,935
Family Support Payments to States (AFDC+TANF)	1,115,555
Medical Assistance Program (Medicaid)	13,261,010
Other	5,369,540
<b>Procurement Contract Awards - Total</b>	<b>6,523,054</b>
Defense	4,648,000
Non-Defense	1,875,054
<b>Salaries and Wages - Total</b>	<b>7,021,129</b>
Defense	184,000
Non-Defense	6,837,129
US Postal Service	5,558,129
Other	1,279,000
<b>OTHER FEDERAL ASSISTANCE - TOTAL</b>	<b>7,494,872</b>
Direct loans	1,876,165
Guaranteed loans	1,453,682
Insurance	4,165,025



**CONSOLIDATED FEDERAL FUNDS REPORT (CFFR): Fiscal Year 2001****Wisconsin****Washington County Congressional District: 09****Population (April 1, 2000) 117,493**

Amount in whole numbers

<b>DIRECT EXPENDITURES OR OBLIGATIONS - TOTAL</b>	<b>332,492,887</b>
Defense	8,763,000
Non-defense	323,729,887
<b>Retirement and Disability Payments - Total</b>	<b>204,384,618</b>
Social Security	187,107,166
Federal retirement and disability payments	9,692,422
Veterans benefit payments	4,968,346
All other	2,616,684
<b>Other Direct Payments - Total</b>	<b>70,803,622</b>
Other direct payments for individuals	66,124,319
Food Stamps	873,774
Medicare	60,238,097
Unemployment Compensation Benefit Payments	-
Excess Earned Income Tax Credits	-
Lower Income Housing Assistance - Section 8 Moderate Rehabilitation	4,336,389
All other	676,059
Direct Payments Other Than For Individuals	4,679,303
<b>Grant Awards - Total</b>	<b>34,783,795</b>
Highway Planning and Construction	4,025,431
Family Support Payments to States (AFDC+TANF)	2,835,923
Medical Assistance Program (Medicaid)	21,798,746
Other	6,123,695
<b>Procurement Contract Awards - Total</b>	<b>3,723,453</b>
Defense	153,000
Non-Defense	3,570,453
<b>Salaries and Wages - Total</b>	<b>18,797,399</b>
Defense	5,440,000
Non-Defense	13,357,399
US Postal Service	12,351,399
Other	1,006,000
<b>OTHER FEDERAL ASSISTANCE - TOTAL</b>	<b>57,438,364</b>
Direct loans	760,328
Guaranteed loans	26,815,950
Insurance	29,862,086

**CONSOLIDATED FEDERAL FUNDS REPORT (CFFR): Fiscal Year 2001****Wisconsin****Waukesha County Congressional District: 01 04 09****Population (April 1, 2000) 360,767**

Amount in whole numbers

<b>DIRECT EXPENDITURES OR OBLIGATIONS - TOTAL</b>	<b>1,176,141,988</b>
Defense	53,781,000
Non-defense	1,122,360,988
<b>Retirement and Disability Payments - Total</b>	<b>694,833,429</b>
Social Security	625,545,087
Federal retirement and disability payments	42,289,595
Veterans benefit payments	14,953,653
All other	12,045,094
<b>Other Direct Payments - Total</b>	<b>232,813,557</b>
Other direct payments for individuals	224,944,150
Food Stamps	1,870,711
Medicare	203,162,279
Unemployment Compensation Benefit Payments	-
Excess Earned Income Tax Credits	-
Lower Income Housing Assistance - Section 8 Moderate Rehabilitation	12,681,083
All other	7,230,077
Direct Payments Other Than For Individuals	7,869,407
<b>Grant Awards - Total</b>	<b>99,624,029</b>
Highway Planning and Construction	20,406,816
Family Support Payments to States (AFDC+TANF)	5,601,280
Medical Assistance Program (Medicaid)	50,682,283
Other	22,933,650
<b>Procurement Contract Awards - Total</b>	<b>94,941,930</b>
Defense	38,595,000
Non-Defense	56,346,930
<b>Salaries and Wages - Total</b>	<b>53,929,043</b>
Defense	1,935,000
Non-Defense	51,994,043
US Postal Service	42,500,043
Other	9,494,000
<b>OTHER FEDERAL ASSISTANCE - TOTAL</b>	<b>161,769,049</b>
Direct loans	1,397,923
Guaranteed loans	49,381,007
Insurance	110,990,119

**CONSOLIDATED FEDERAL FUNDS REPORT (CFFR): Fiscal Year 2001****Wisconsin****Waupaca County Congressional District: 06****Population (April 1, 2000) 51,731**

Amount in whole numbers

<b>DIRECT EXPENDITURES OR OBLIGATIONS - TOTAL</b>	<b>253,986,407</b>
Defense	8,159,000
Non-defense	245,827,407
<b>Retirement and Disability Payments - Total</b>	<b>138,485,314</b>
Social Security	118,542,613
Federal retirement and disability payments	6,288,323
Veterans benefit payments	12,081,293
All other	1,573,085
<b>Other Direct Payments - Total</b>	<b>53,026,754</b>
Other direct payments for individuals	45,247,250
Food Stamps	727,999
Medicare	41,885,360
Unemployment Compensation Benefit Payments	-
Excess Earned Income Tax Credits	-
Lower Income Housing Assistance -	
Section 8 Moderate Rehabilitation	1,584,340
All other	1,049,551
Direct Payments Other Than For Individuals	7,779,504
<b>Grant Awards - Total</b>	<b>34,809,956</b>
Highway Planning and Construction	1,975,273
Family Support Payments to States (AFDC+TANF)	2,110,144
Medical Assistance Program (Medicaid)	23,433,791
Other	7,290,748
<b>Procurement Contract Awards - Total</b>	<b>18,790,259</b>
Defense	4,429,000
Non-Defense	14,361,259
<b>Salaries and Wages - Total</b>	<b>8,874,124</b>
Defense	665,000
Non-Defense	8,209,124
US Postal Service	7,916,124
Other	293,000
<b>OTHER FEDERAL ASSISTANCE - TOTAL</b>	<b>58,838,777</b>
Direct loans	7,184,725
Guaranteed loans	13,915,127
Insurance	37,738,925

**CONSOLIDATED FEDERAL FUNDS REPORT (CFFR): Fiscal Year 2001****Wisconsin****Waushara County Congressional District: 06****Population (April 1, 2000) 23,154**

Amount in whole numbers

<b>DIRECT EXPENDITURES OR OBLIGATIONS - TOTAL</b>	<b>104,893,026</b>
Defense	1,302,000
Non-defense	103,591,026
<b>Retirement and Disability Payments - Total</b>	<b>58,623,071</b>
Social Security	50,732,011
Federal retirement and disability payments	4,696,615
Veterans benefit payments	2,335,926
All other	858,519
<b>Other Direct Payments - Total</b>	<b>23,011,125</b>
Other direct payments for individuals	18,899,297
Food Stamps	628,462
Medicare	17,742,272
Unemployment Compensation Benefit Payments	-
Excess Earned Income Tax Credits	-
Lower Income Housing Assistance - Section 8 Moderate Rehabilitation	467,448
All other	61,115
Direct Payments Other Than For Individuals	4,111,828
<b>Grant Awards - Total</b>	<b>18,970,232</b>
Highway Planning and Construction	411,172
Family Support Payments to States (AFDC+TANF)	1,118,910
Medical Assistance Program (Medicaid)	13,261,010
Other	4,179,140
<b>Procurement Contract Awards - Total</b>	<b>1,021,606</b>
Defense	-
Non-Defense	1,021,606
<b>Salaries and Wages - Total</b>	<b>3,266,992</b>
Defense	-
Non-Defense	3,266,992
US Postal Service	3,143,992
Other	123,000
<b>OTHER FEDERAL ASSISTANCE - TOTAL</b>	<b>13,050,941</b>
Direct loans	1,208,238
Guaranteed loans	1,685,541
Insurance	10,157,162

**CONSOLIDATED FEDERAL FUNDS REPORT (CFFR): Fiscal Year 2001****Wisconsin****Winnebago County Congressional District: 06****Population (April 1, 2000) 156,763**

Amount in whole numbers

<b>DIRECT EXPENDITURES OR OBLIGATIONS - TOTAL</b>	<b>1,106,254,131</b>
Defense	559,925,000
Non-defense	546,329,131
<b>Retirement and Disability Payments - Total</b>	<b>291,614,040</b>
Social Security	263,360,232
Federal retirement and disability payments	16,124,471
Veterans benefit payments	8,539,306
All other	3,590,031
<b>Other Direct Payments - Total</b>	<b>132,331,757</b>
Other direct payments for individuals	122,165,902
Food Stamps	2,123,404
Medicare	106,523,175
Unemployment Compensation Benefit Payments	-
Excess Earned Income Tax Credits	-
Lower Income Housing Assistance - Section 8 Moderate Rehabilitation	8,499,737
All other	5,019,586
Direct Payments Other Than For Individuals	10,165,855
<b>Grant Awards - Total</b>	<b>86,832,929</b>
Highway Planning and Construction	16,616,393
Family Support Payments to States (AFDC+TANF)	6,484,976
Medical Assistance Program (Medicaid)	47,775,912
Other	15,955,648
<b>Procurement Contract Awards - Total</b>	<b>560,586,616</b>
Defense	548,926,000
Non-Defense	11,660,616
<b>Salaries and Wages - Total</b>	<b>34,888,789</b>
Defense	3,722,000
Non-Defense	31,166,789
US Postal Service	29,025,789
Other	2,141,000
<b>OTHER FEDERAL ASSISTANCE - TOTAL</b>	<b>133,183,066</b>
Direct loans	4,052,094
Guaranteed loans	48,980,686
Insurance	80,150,286

**CONSOLIDATED FEDERAL FUNDS REPORT (CFFR): Fiscal Year 2001****Wisconsin****Wood County Congressional District: 07****Population (April 1, 2000) 75,555**

Amount in whole numbers

<b>DIRECT EXPENDITURES OR OBLIGATIONS - TOTAL</b>	<b>343,477,309</b>
Defense	4,415,000
Non-defense	339,062,309
<b>Retirement and Disability Payments - Total</b>	<b>184,484,504</b>
Social Security	168,624,068
Federal retirement and disability payments	8,404,072
Veterans benefit payments	5,036,011
All other	2,420,353
<b>Other Direct Payments - Total</b>	<b>75,308,989</b>
Other direct payments for individuals	69,866,894
Food Stamps	1,847,487
Medicare	60,418,143
Unemployment Compensation Benefit Payments	-
Excess Earned Income Tax Credits	-
Lower Income Housing Assistance - Section 8 Moderate Rehabilitation	5,792,275
All other	1,808,989
Direct Payments Other Than For Individuals	5,442,095
<b>Grant Awards - Total</b>	<b>68,040,777</b>
Highway Planning and Construction	12,365,293
Family Support Payments to States (AFDC+TANF)	3,598,667
Medical Assistance Program (Medicaid)	38,329,604
Other	13,747,213
<b>Procurement Contract Awards - Total</b>	<b>3,668,492</b>
Defense	3,000
Non-Defense	3,665,492
<b>Salaries and Wages - Total</b>	<b>11,974,547</b>
Defense	769,000
Non-Defense	11,205,547
US Postal Service	10,049,547
Other	1,156,000
<b>OTHER FEDERAL ASSISTANCE - TOTAL</b>	<b>26,644,557</b>
Direct loans	1,477,182
Guaranteed loans	8,263,332
Insurance	16,904,043

**CONSOLIDATED FEDERAL FUNDS REPORT (CFFR): Fiscal Year 2001****Wisconsin****State undistributed***Population (April 1, 2000) -*

Amount in whole numbers

<b>DIRECT EXPENDITURES OR OBLIGATIONS - TOTAL</b>	<b>1,473,780,325</b>
Defense	-
Non-defense	1,473,780,325
<b>Retirement and Disability Payments - Total</b>	<b>6,553,932</b>
Social Security	-
Federal retirement and disability payments	6,536,199
Veterans benefit payments	-
All other	17,733
<b>Other Direct Payments - Total</b>	<b>1,328,063,773</b>
Other direct payments for individuals	1,010,846,274
Food Stamps	-
Medicare	-
Unemployment Compensation Benefit Payments	700,828,274
Excess Earned Income Tax Credits	310,018,000
Lower Income Housing Assistance - Section 8 Moderate Rehabilitation	-
All other	-
Direct Payments Other Than For Individuals	317,217,499
<b>Grant Awards - Total</b>	<b>139,162,620</b>
Highway Planning and Construction	71,662,205
Family Support Payments to States (AFDC+TANF)	-
Medical Assistance Program (Medicaid)	-
Other	67,500,415
<b>Procurement Contract Awards - Total</b>	-
Defense	-
Non-Defense	-
<b>Salaries and Wages - Total</b>	-
Defense	-
Non-Defense	-
US Postal Service	-
Other	-
<b>OTHER FEDERAL ASSISTANCE - TOTAL</b>	<b>518,038,036</b>
Direct loans	-
Guaranteed loans	464,199,896
Insurance	53,838,140

Source: U.S. Census Bureau, Governments Division